


# Geary County Free Fair

July 24-27, 2017



## 4-H Division Fair Book

**K-STATE**  
Research and Extension



For further information about the Geary County Free Fair contact the Geary County K-State Research and Extension Office, 119 E. 9th Street in Junction City, phone 785-238-4161, or any of the Geary County Free Fair Board Members. **Fair Office phone (for use only during the fair): 785-762-3009.**

K-State Research and Extension is an equal opportunity provider and employer. K-State Research and Extension is committed to making its services, activities, and programs accessible to all participants. If you have special requirements because of physical, mental, learning, vision, hearing or other impairment, please contact Ginger Kopfer at 785-238-4161.

### Geary County Free Fair Board

Kim Gfeller – President  
Bob Shefelton – Vice President  
Julie Glasgow – Secretary  
Lisa Nabus – Treasurer  
Jorgan Beck  
Phyllis Boller  
Jason Brown  
Ryan Garrison  
Bob Haynes  
Eric Hinds  
Sherry Shefelton  
Tom Silovsky

### Geary County Extension Staff

County Extension Agents  
Deb Andres  
Ginger Kopfer  
Chuck Otte

Office Professionals  
Christina Strauss  
Bailey Swenson

SCHEDULE OF EVENTS.....3  
 GRIEVANCE PROCEDURE.....6  
 DUTIES OF SUPERINTENDENTS.....6  
 DUTIES OF DIVISION SECRETARY.....8  
 LIABILITY.....8  
 GENERAL RULES.....9  
 LIVESTOCK RULES.....11  
 LIVESTOCK HEALTH RULES.....12  
 LIVESTOCK & PROJECT AUCTION  
 GUIDELINES.....15  
 HERDSMAN GUIDELINES.....16  
 RIBBON GUIDELINES.....17  
 RIBBON PREMIUMS.....17  
 GUIDELINES FOR DISPLAYS & POSTERS.....18  
 HOW TO COMPLETE ENTRY CARDS &  
 LABELS.....19  
 CONFERENCE JUDGING CARDS.....21  
 ARTS AND CRAFTS.....22  
 BANNERS.....23  
 BEEF.....24  
 CLOTHING.....27  
 CLOVERBUDS.....30  
 CROPS.....31  
 DAIRY.....32  
 DAIRY GOATS.....See Goats Division  
 DOG.....33  
 ENERGY MANAGEMENT.....35  
 ENTOMOLOGY.....37  
 FASHION REVUE.....See Clothing Division  
 FIBER ARTS.....41  
 FLORICULTURE.....43  
 FOODS AND NUTRITION.....45  
 FOOD PRESERVATION.....49  
 FORESTRY.....51

GEOLOGY AND LAPIDARY.....53  
 GOATS.....56  
 HOME ENVIRONMENT.....58  
 HORSE.....59  
 HORTICULTURE.....61  
 JUDGING CONTESTS.....63  
 MARKET GOATS.....See Goats Division  
 MISCELLANEOUS.....63  
 NOTEBOOKS (CLUB).....64  
 PETS.....65  
 PHOTOGRAPHY.....66  
 POULTRY.....69  
 RABBIT.....71  
 READING.....73  
 ROUND ROBIN CONTEST.....73  
 SHEEP.....74  
 SHEPHERD'S LEAD.....76  
 SHOOTING SPORTS.....77  
 SPACETECH.....78  
 SWINE.....83  
 WILDLIFE.....85  
 WOODWORK.....86

Any changes from previous year are in this type *"italic"*.

FRIDAY, JUNE 30

Deadline Pre-entries in:  
 All Projects Due  
 Dog & Cat - health papers  
 Horse - entry forms  
 Poultry - entry forms  
 Fashion Revue - entry forms  
**NO LATE ENTRIES ACCEPTED**

MONDAY, JULY 17

8:00-11:30 a.m. 4-H Clothing Construction Judging  
 (Conference Method at Extension Office)  
 (Schedule will be sent after pre-entry date)

12:00 noon 4-H Modeling Demonstration for  
 Fashion Revue

1:00 p.m. 4-H Fashion Revue Judging  
 (Conference Method at 4-H Building)  
 (Schedule will be sent after pre-entry date)

THURSDAY, JULY 20

8:30 a.m. 4-H Public Revue Setup

5:30 p.m. 4-H Public Revue Practice

7:00 p.m. 4-H Public Revue  
 4-H King and Queen Announcement

SATURDAY, JULY 22

2:00 p.m. 4-H Dog Show

SUNDAY, JULY 23

1:00 p.m. Fair Superintendents Meeting

1:30 p.m. Fair Clean-up  
 4-H Barn and Building Set-up

MONDAY, JULY 24

1:00 p.m. 4-H Food & Food Preservation  
 Judging  
 (Conference Method)  
 (Schedule will be sent after pre-entry date)

**4:00 - 7:00 p.m. Entries accepted (do not bring early)**

**7:00 p.m. All exhibits in place,**  
 except Floriculture, Horticulture,  
 Crops and Livestock  
**NO LATE ENTRIES ACCEPTED**

7:00 p.m. 4-H Horse Show

TUESDAY, JULY 25

8:00 - noon 4-H Livestock Weigh-In

ALL DAY 4-H Food Sale

8:30 a.m. Judging of 4-H Arts & Crafts  
 (Conference Method)

9:30 a.m. Judging of 4-H Wildlife (Conference  
 Method optional)

10:00 a.m. Judging of 4-H Club Notebooks, Pets,  
 Reading (Conference Method optional),  
 Shooting Sports (Conference Method  
 optional), SpaceTech (Conference Method)

10:30 a.m. Judging of 4-H Photography  
 (Conference Method)

11:00 a.m. Floriculture, Horticulture, Crops and  
 Livestock EXHIBITS IN PLACE

11:00 a.m. Judging of 4-H Floriculture (Conference  
 Method), Miscellaneous Projects  
 (Conference Method optional)

11:30 a.m. Judging of 4-H Energy Management  
 (Conference Method)

12:15 p.m. 4-H Bucket Calf practice in arena

12:30 p.m. Judging of 4-H Entomology, Geology &  
 Lapidary, Crops, Forestry, 4-H Fiber Arts  
 (Conference Method)

1:00 p.m. Judging of 4-H Woodwork (Conference  
 Method)

1:30 p.m. Judging of 4-H Home Environment  
 (Conference Method), Banners

2:00 p.m. ALL LIVESTOCK ENTRY CARDS &  
 FORMS DUE  
 Beef - Sheep - Swine - Dairy - Goat - Poultry  
**OVERNIGHT PERMISSION FORMS DUE**

2:00 p.m. All exhibits must be marked with exhibit  
 cards

2:30 p.m. Judging of 4-H Horticulture

4:00 p.m. 4-H Dairy and Goat Show

6:00 p.m. 4-H Bucket Calf - Consultation Judging

7:00 p.m. 4-H Beef Show  
 Show order- Bucket Calf, Breeding Beef,  
 Showmanship, Market Beef

WEDNESDAY, JULY 26

- 8:00 a.m. 4-H Poultry Judging
- 8:30 a.m. 4-H Rabbit Judging
- 10:00 a.m. Photography and Horticulture Judging Contests  
4-H members can begin judging any time after the start of the contest, but all forms must be turned in by Noon
- 1:30 p.m. 4-H Cat Show
- 5:00 p.m. **Deadline for registering 4-H project items for Auction**  
NO LATE REGISTRATIONS ACCEPTED
- 5:30 p.m. Shepherd's Lead
- 6:00 p.m. 4-H Sheep Show
- 7:30 p.m. 4-H Swine Show
- 10:00 p.m. **Deadline for registering 4-H livestock for Auction**  
(or ½ hour after end of swine show) NO LATE REGISTRATIONS ACCEPTED

THURSDAY, JULY 27

- 9:00 a.m. 4-H Round Robin  
(Beef, Dairy, Goat, Horse, Sheep, Swine)
- 11:00-11:20 a.m. 4-H Livestock Judging Sign-up (Fair Office)
- 11:30 a.m. 4-H Livestock Judging Contest
- 3:00 p.m. Livestock Auction Set-Up and Barn Clean-Up
- 4:30-6:30 p.m. 4-H Barbecue and Watermelon Feed
- 7:00 p.m. 4-H Project & Livestock Auction
- 8:00 p.m. RELEASE OF 4-H EXHIBITS  
**All premiums will be forfeited if 4-H exhibits are removed before 8:00 p.m.**
- 8:30 p.m. Clean up of Building  
Every 4-H member with exhibits is expected to stay until everything is cleaned, inside and out

FRIDAY, JULY 28

- After-Fair Family Celebration
- 7:15-9:00 p.m. Pool Party with snacks at City Pool

The success of the Geary County Free Fair depends on the cooperation and help we all give each other. No matter how hard each of us try there will always be areas of our program that need to be changed and updated. In areas of judging that involve personal judgment, there will always be differences of opinion. For these reasons, we have established the following grievance procedure:

1. All comments, grievances, criticisms and suggestions should be put in writing and given to the appropriate superintendent.
2. You should indicate your grievance/ suggestion and a possible alternate solution.
3. The superintendent will make a decision after discussing the situation with the adult assistants in their division. During fair, superintendent's decisions are final.
4. Extension Agents need to be informed only of the final decision, although, they are always available for assistance with the decision.

A. Read and be familiar with all General Rules concerning the 4-H Division of the Geary County Free Fair.

B. Read and be familiar with all special rules concerning your division.

C. When questions come up which aren't covered in the fair book, use same procedure as grievance.

D. As the fair progresses, write down any suggestions that you have to help your department for next year's fair and bring them to the fair office or leave them at the Extension Office following the fair.

E. Set-up Day

1. Be present to get your department set-up and ready. Arrange the judging area as you need it for your division. This includes tables, chairs, etc.

F. Entry Day

1. Be present to accept exhibits and ensure they meet specified rules and requirements.
2. Make sure all exhibits have a completed entry tag securely attached.
3. Arrange exhibits in the division area.

### G. Judging Day

1. Assist the judge during judging of exhibits – answer the judge's questions, but do not provide opinions about the exhibits.
2. Do not let people bother or talk to the judge while he or she is judging. Check with the judge to see if they mind parents and/or project leaders listening in on conference judging.
3. It is your responsibility to make sure the judge follows our fair rules and classes. If they change the classes or rules, all entries will have to be re-judged, according to our rules with no additional compensation paid to the judge.
4. Attach ribbons to entry tags or exhibits.
5. Entry cards are marked with ribbon placing by putting a colored sticker in the appropriate ribbon box at the bottom and punching a hole through it with the kite shaped hole punch provided.
6. Assist division secretary and assistants in properly recording and collecting necessary class and division information for their department packets. Careful handling of this information is essential for figuring premiums and releasing results to the media. When all of your division's results are gathered, see that your department notebook is returned to the fair office.

### H. Throughout Fair

1. Supervise the cleanliness of your respective department, in doing so ensuring the exhibitors maintain areas in a neat, orderly, and presentable fashion. If unable to be present for walk through of areas, work out a schedule with assistants to ensure your department is routinely checked throughout the fair.

### I. Release of Exhibits & Clean-up

1. Be present to release exhibits at check-out time and be present to assist with clean-up.

### J. Livestock Department Specific Duties

1. Ensure animals are lined up and ready to enter the show ring.
2. Enlist ring stewards, announcers, clerks, etc. as needed to ensure livestock show runs smoothly.
3. Ensure the arena/show ring is cleaned up after each show.

A. Read and be familiar with all General Rules concerning the 4-H Division of the Geary County Free Fair.

B. Read and be familiar with all special rules concerning your division.

C. You are responsible for the entire contents of the notebook and entry cards for your division.

D. You will be given the white copy of the entry card with the placing marked. Follow these steps for recording entries in the division notebook:

1. Make sure the entry card is filled out completely and properly.
2. Record the name in the notebook under the ribbon they received.
3. Indicate Class and Division Champions and Reserve Champions both in the notebook and on the entry card.
4. Divide all entry cards by class. Paper clip each class together and place a rubber band around all classes within a division.
5. Place cards in zipper pocket in back of notebook.
6. When all entries are recorded properly, double check by comparing entry cards in each class with notebook.
7. Take notebook to the fair office. Please wait for office staff to make sure they don't have any initial questions before leaving.

A. All possible care will be taken, but fair staff cannot be responsible for accidents, loss or damage. Any exhibit brought is "at your own risk".

B. Under Kansas Law, there is no liability for an injury to or the death of a participant in domestic animal activities resulting from the inherent risks of domestic animal activities, pursuant to K.S.A. 60-4001 through 60-4004. You are assuming the risk of participating in this domestic animal activity.

C. The Geary County Free Fair Board strives to maintain facilities that are safe for livestock, exhibitors, and fair visitors. All reasonable effort is expended to insure that stalls, pens, plumbing and wiring are safe.

D. Any electrical devices, including but not limited to extension cords, fans, blowers and clippers, brought onto the fairgrounds by exhibitors are expected to be defect free and in safe working order. The Fair Board reserves the right to remove any equipment that is deemed to be a potential hazard to livestock or participants.

E. Geary County, the Geary County Free Fair Board, and the Geary County Extension Council and staff are not liable for injury, death or damages caused by faulty electrical equipment.

A. Only youth enrolled in 4-H Community Clubs, Project Clubs or Cloverbud 4-H Clubs in Geary County as shown on county records are eligible to exhibit in the 4-H Division of the fair. 4-H members may exhibit only in projects in which they are enrolled.

B. All exhibits must be the handiwork of the exhibitors where mechanical skill is required; the grower, where agricultural exhibits are shown; and the owner and feeder, where livestock is entered. It must be the result of the current 4-H year's work. This rule will be rigidly enforced. Violators will have exhibits disqualified and will not receive premiums.

C. All exhibits are to be in place by 7:00 p.m. Monday, except Horticulture, Floriculture, Crops and Livestock. Horticulture, Floriculture and Crops exhibits can be entered Monday from 4:00 p.m. to 7:00 p.m. or Tuesday by 11:00 a.m.

D. Members are responsible for seeing that an entry is properly tagged. **DO NOT LEAVE YOUR EXHIBIT BEFORE IT IS TAGGED.**

E. Judging of various divisions will be done from Monday, July 17<sup>th</sup> through Thursday, July 27<sup>th</sup>. Check the department information for definite time and date of judging.

F. If you have a conflict with any of the conference judging times, contact the Extension Office for assistance and options.

G. Each member is limited to two entries per class unless otherwise specified in the department regulations. Each exhibit can only be entered in one department.

H. Champion and Reserve Champion ribbons will be given in all divisions unless specified otherwise at the judge's discretion. These award placings are ribbons only and do not receive additional premium money.

I. When one exhibit goes from purple ribbon to Class Champion, Reserve Class Champion, Division Champion or Division Reserve Champion, only the highest ribbon earned will be kept with the exhibit. The lower ribbons must be returned to the superintendent's box or the 4-H Fair Office. Premiums are paid only on the highest ribbon received by each individual exhibit.

J. Ribbons will be placed on exhibits.

K. Generally exhibits receiving purple ribbons are eligible for State Fair competition, provided there is a class at the fair and the 4-H member meets age requirements as outlined in the State Fair Guidelines. Classes which are eligible for entry to State Fair are indicated with \*.

L. Exhibitors should avoid using copyrighted materials whenever possible by originating their own work. Exhibitors should use with caution a copyrighted and/or trademarked product or service. Copyrighted and/or trademarked materials used in banners, displays, posters, or other exhibits for endorsement or promotion instead of educational purposes will be disqualified and will not be displayed or receive ribbons or premium.

M. A representative of the Geary County Free Fair Board and the Fair Superintendent of the area involved reserve the right to remove from the grounds any exhibit, animal, concession, or show that may be falsely entered or may have any sign, banner, or advertising matter of any kind which may be deemed unsuitable or objectionable to them without assigning a reason therefore. These exhibits will not be allowed to show or sell.

N. In cases of conflicts or questions, see Grievance Procedure.



- A. Members are responsible for seeing that animals are maintained throughout the fair. If neglect is observed, ribbons and premiums will be withheld.
- B. An animal may be shown in a market or breeding class, not both.
- C. Market animals not meeting minimum weight requirements will not be allowed to show for champion.
- D. Exhibit cards for poultry and entry forms for all other livestock shows are to be turned in after weight breaks are posted and before 2:00 p.m. Tuesday.
- E. Livestock stall cards must be hung and visible by 2:00 p.m. on Tuesday.
- F. No intact males of large livestock species will be allowed at the fair (includes beef, sheep, swine, dairy and goats).
- G. Each exhibitor must show his/her own animal unless excused by the division superintendent. If a member has more than one animal in a class, another 4-H member may show it.
- H. ONLY GEARY COUNTY 4-H PARENTS AND FELLOW GEARY COUNTY 4-HERS MAY ASSIST IN THE SHOWING & FITTING OF ANIMALS. This will be enforced. Members will be disqualified from showing for violation of this rule. In an effort to comply with State Fair rules, parents are encouraged to let 4-H members do all the work and only to offer supervisory instruction when possible. NO PROFESSIONAL FITTERS ARE ALLOWED.
- I. Full body shearing and clipping of animals must be done prior to fair. Only fitting and touch-ups will be allowed during fair.
- J. Two hours prior to each livestock show, all animals not in that show must be removed from the wash rack to allow adequate space for pre-show grooming.
- K. Absolutely no straw can be used as bedding. In the sheep/swine barn, one bag of wood shavings per pen will be provided. Additional bedding needed will be provided by the exhibitor.
- L. Each 4-H member is responsible for cleaning stalls used by his/her animal(s) during the fair and after the sale. Animals sold in the livestock sale may be left in the barn until the buyer removes them. 4-H members are responsible for checking with the adult superintendent of the division for clearance on completion of clean up. Any money earned at the fair will be forfeited for failing to clean up after your animal(s).

## GENERAL

- A. Exhibitors, their parents, leaders and instructors have a serious responsibility to use animal health aids (drugs), growth promotants and any other approved materials with great care, and only when needed and in correct amounts. APPROVED WITHDRAWAL TIMES ARE SET AND MUST BE FOLLOWED to assure that meat consumers receive wholesome food. Any animal which has not met the withdrawal time for medication will not be eligible for sale in the premium sale or floor sale. An exhibitor of an animal producing a positive carcass test at or after slaughter for medication or any drug will forfeit all prizes and premiums for that animal.
- B. The giving of an oral or injected diuretic, growth promotant or other medication not approved for any domestic animal constitutes an unethical practice. The Geary County Free Fair reserves the right to have a blood, urine and/or tissue laboratory analysis made on ANY animal entered in competition. An exhibitor of an animal producing an analysis with a quantity of diuretic or any unapproved medication will forfeit all prizes and premiums.
- C. All animals are subject to examination by staff or their representatives, and shall be free of clinical signs of infectious or contagious disease. Animals with lesions of ringworm, warts or infested with mange will not be permitted to exhibit. Animals determined by exhibition staff to have not met listed requirements will not be permitted to exhibit.
- D. Animals originating from other states must meet these additional general requirements:
1. Be accompanied by a Certificate of Veterinary Inspection (CVI) issued within 30 days of exhibit.
  2. All cattle, swine, sheep and goats must be individually identified by official breed registration tattoo or tag, USDA-approved ear tag, or breed association ear notch for swine.
  3. All identification numbers must be individually listed on the CVI.
  4. If registration tattoos are used, the registration papers must be available for inspection, and both the FULL registration number and tattoo number must be written on the CVI.
  5. All required tests must be conducted by a state-approved laboratory.
  6. TB testing must be conducted by a veterinarian who is licensed and accredited in the state of origin.

### **CATTLE**

- A. All cattle shall meet the general requirements.

### **GOATS**

- A. Goats shall meet the general requirements.
- B. In addition to the general requirements, all goats shall:
1. Be free of any signs of sore mouth.
  2. Be identified with a registered tattoo or an official USDA premise ID tag. Goats identified with registration tattoos must have legible tattoos and must have registration papers for these animals available for inspection.

### **HORSES**

- A. Horses shall meet the general requirements.
- B. In addition to the general requirements, horses entering Kansas from other states must show evidence of a negative EIA (Coggins) test conducted by a state-approved laboratory within 12 months before entry into Kansas. Foals, six months of age and younger, accompanying their EIA-negative dams, are exempt from EIA test requirements.

### **POULTRY**

- A. Poultry shall meet the general requirements.
- B. All poultry, except waterfowl, must show proof that they are pullorum – typhoid clean by one of the following methods:
1. Originate from a U.S. Pullorum – Typhoid clean flock as evidenced by an official VS Form 9-2, certifying all birds in the flock over 4 months of age have had a negative test for pullorum – typhoid within the past year.
  2. Present evidence that the entries were purchased from a U.S. Pullorum – Typhoid clean source and have been the only poultry on the premises (a VS 9-3 Form received when poultry were purchased shall serve as evidence).
  3. Present an official VS 9-2 Form, signed by an official testing agent showing the entries have had a negative pullorum – typhoid test within the proceeding 90 days.
  4. If an official tester is on site at the county fair, entries may be tested prior to entry into the facility. A VS 9-2 Form must be completed for each entry. If any birds in an entry test positive for pullorum – typhoid, the entire entry as well as all other birds from the same premises will be refused.

### **SHEEP**

- A. Sheep shall meet the general requirements.
- B. In addition to the general requirements, all sheep shall:
1. Be free of any signs of sore mouth.
  2. Be free of signs of active fungal (ringworm) infection, including club lamb fungus.
  3. Be identified with an official USDA premise ID tag.

### **SWINE**

- A. Swine shall meet the general requirements.
- B. Swine vaccinated for pseudorabies shall not be allowed into Kansas for exhibition or any other purposes.
- C. In addition to the general requirements, swine originating from other states must meet one of the following requirements:
1. Originate from a qualified pseudorabies-free/validated brucellosis-free herd. The current qualified/validated number must appear on the CVI. (Hogs from monitored pseudorabies herds do not qualify under this requirement.)
  2. Originate from a state of Stage IV or V status in the National Pseudorabies Program.
  3. Originate from a swine brucellosis free state.
  4. Any swine not originating from Stage IV or Stage V National Pseudorabies Program states, and any swine not originating from swine brucellosis free states, must show evidence on the CVI that swine have been tested negative for pseudorabies (by serum neutralization) and brucellosis within 30 days before entry into Kansas and that the herd of origin has had no positive cases of pseudorabies within the previous 12 months.



A. 4-H members will be given the opportunity to sell in the auction ONE of the following that was exhibited at the current year's fair:

1. Market Beef (at least 1100 pounds)
2. Market Goat (at least 60 pounds)
3. Market Lamb (at least 100 pounds)
4. Market Swine (at least 230 pounds)
5. Rabbit (Meat Pen Only)
6. A Project

B. 4-H members must be present to sell their animal or project.

C. In order to sell in the fair auction, a 4-H member must attend at least three club meetings during the 4-H year (started in October). The official record of meetings attended will be the club secretary's book.

D. When you have sold your animal or project article for any type of "consideration" (money, etc.) it no longer belongs to you. Therefore, that animal or article cannot compete at any show after the fair. All sales will be final and binding.

E. Three percent (3%) of the premium received on the sale of each project and animal will be retained to cover the cost of buyer ribbons and an ad thanking the auction buyers.

F. Livestock Auction

1. **Members must complete a sale form notifying the 4-H office staff, NO LATER THAN 10:00 p.m. (or ½ hour after the end of the swine show) on WEDNESDAY, of what they intend to do with all market livestock.** Once you have turned in the form, no changes may be made.
2. The livestock auction is limited to the sale of slaughter animals only. All animals will be sold on a live weight basis.
3. 4-H members are responsible for disposition of market steers. There will be no floor buyer for steers. An effort will be made to provide floor buyers for market swine, sheep, and goats. If a premium bidder does not wish to keep the animal that they bid on, nothing will prevent the 4-H member from selling the animal to a 3<sup>rd</sup> party. The Geary County Free Fair is not responsible for disposition of any market animals.
4. Premium for the sale will be sold by the dollar. If a premium bidder wishes to keep the animal they will pay the entire floor price per pound plus the premium bid.

5. The appropriate livestock check-off will be deducted from the selling price of market animals. If there are shipping charges for transporting animals to the buyer, those costs will be evenly deducted from the sale price of each animal being transported.
6. If an animal goes to slaughter and the carcass is condemned for illegal drug residues, all payments and premiums for that animal will be forfeited.

G. Project Auction

1. **Members must complete a sale form notifying the 4-H fair office staff NO LATER THAN 5:00 p.m. on WEDNESDAY that they wish to sell an item and what item they are selling.**
2. Only those items which received purple, blue or red ribbons may be sold. White ribbon items will not be sold.
3. No live animals may be sold in the project auction.
4. Perishable items such as food and garden produce must be replaced with fresh items for the sale.
5. Project items to be sold in the auction will be pulled out by 4:00 p.m. Thursday and put on display.

This award is judged by a committee, and is awarded to one Community Club per year. The award is based on:

1. Cooperative effort – courtesy and willingness to follow regulations; general courtesy to the public; neat appearance; showing of club spirit and pride
2. Animal care and display – animals tied for best effect; animals kept properly fitted; animals adequately bedded; animals fed and watered regularly
3. Stalls and aisles – aisles kept free and clean for spectators use; exhibit cards neatly displayed; equipment kept in show boxes; feed stored away; stalls kept clean, neat, and dry
4. Youth doing majority of work with limited parental assistance
5. Percentage of participation at fair set-up/clean-up

A. All awards will be in the form of ribbons of various colors and features. Each exhibit will only receive one ribbon (the highest level ribbon earned).

B. In each class the following ribbons will be awarded as designated by the judge(s). The judge(s) will base these ribbons not on comparison to other exhibits but rather against the following standards:

1. White ribbons – need for considerable improvement and below the ability level of most participants
2. Red ribbons – good quality, standard level of ability
3. Blue ribbons – performance is excellent, but well within the ability level of most participants
4. Purple ribbons – outstanding quality

C. In divisions where class champion ribbons are given, judges will review all purple ribbon exhibits in each class to determine a Class Champion and Class Reserve Champion.

D. A Division Champion and Division Reserve Champion may be designated by the judge(s) in each division. Methods of awarding these ribbons are outlined in the division guidelines.

E. The decision of the judge is final.

Ribbon premiums paid to 4-H exhibitors shall be as follows:

A. Banners/Livestock

1. Purple or Blue \$3.00
2. Red \$2.00
3. White \$1.00

B. Dog/Horse/Poultry/Rabbits

1. Purple or Blue \$1.50
2. Red \$ .75
3. White \$ .50

C. Showmanship/Shepherd's Lead

1. Purple or Blue \$1.00
2. Red \$ .75
3. White \$ .50

D. All Other Exhibits

1. Purple or Blue \$ .75
2. Red \$ .50
3. White \$ .25

E. No premium is paid for Cloverbud exhibits, Judging Contests, or Round Robin.

A. Must educate the public about the project, what you learned, or what you did.

B. Try not to convey too broad of a message, it may make your display or poster cluttered or confusing.

C. Viewer should be able to understand the message and/or basics of the display or poster in a glance.

D. Creativity and imagination are encouraged.

E. Neatness and durability are important.

F. Name and county must be clearly marked on all displays and posters.

### DISPLAYS

A. Must be free standing.

B. Dimensions may not exceed 3 ft. wide x 4 ft. tall standard tri-fold display board unless otherwise specified in division rules.

C. Displays will be judged on the following points:

1. **Stopping Power** 15 points
  - a. Is the main idea specific?
  - b. Is the idea presented clearly, simply, forcefully?
2. **Interest, Holding Power** 15 points
  - a. Does the exhibit give the observer additional facts in a clear, concise, informative way?
3. **4-H Project Application** 15 points
  - a. Is the subject matter an effective showcase of the project?
4. **Mechanical Power** 5 points
  - a. Correct letter size
  - b. Pleasing color combination
  - c. Appropriate symbols and models
5. **Personal Growth** 25 points
  - a. How much knowledge was gained by exhibitor?
  - b. Was enthusiasm shown?
6. **Educational Value** 25 points
  - a. Knowledge shared
  - b. All citations, websites or other resources used in creating your exhibit are credited.


### POSTERS

A. Dimensions may not exceed 22" x 30" unless otherwise specified in division rules.

B. Posters will be judged on the following points:

1. **Stopping Power** 30 points
2. **Interest, Holding Power** 30 points
3. **4-H Project Application** 25 points
4. **Mechanical Power** 15 points

**CLOTHING LABEL**

 COUNTY GEARY

NAME CHRIS CLOVER

PROJECT CLOTHING

CLASS NUMBER 400

AGE 9 YEAR 2

**FOODS & NUTRITION LABEL**

Class No 1410

Foods Product COOKIES

Name KARRIE CLOVER

County/District GEARY

**ENTRY CARD (black print)**

**GEARY COUNTY FREE FAIR  
4-H EXHIBIT CARD**

Exhibitor Number 79034

DIVISION WOODWORKING

NAME CHRIS CLOVER

CLUB BEST 4-H CLUB

AGE LAST JAN. 1 13 # OF YRS IN PROJECT 5

CLASS LAWN FURNITURE CLASS# 3731

|                          |                           |                          |                          |                          |                          |                          |                          |
|--------------------------|---------------------------|--------------------------|--------------------------|--------------------------|--------------------------|--------------------------|--------------------------|
| DIVISION CHAMPION        | DIVISION RESERVE CHAMPION | CLASS CHAMPION           | CLASS RESERVE CHAMPION   | PURPLE                   | BLUE                     | RED                      | WHITE                    |
| <input type="checkbox"/> | <input type="checkbox"/>  | <input type="checkbox"/> | <input type="checkbox"/> | <input type="checkbox"/> | <input type="checkbox"/> | <input type="checkbox"/> | <input type="checkbox"/> |

**LIVESTOCK ENTRY CARD (red print)**

EAR TAG# \_\_\_\_\_ Exhibitor # 12345

BEEF SHEEP SWINE DAIRY GOAT  
MEAT GOAT DAIRY POULTRY Circle Species

MARK BOX FOR SHOWMANSHIP

**GEARY COUNTY 4-H  
LIVESTOCK EXHIBIT CARD**

NAME: Katie Clover

CLUB: Best 4-H Club

AGE LAST JAN. 1: 9 # OF YRS IN PROJECT: 1

CLASS: Ducks CLASS #: 2820

Placing within Ribbon Group \_\_\_\_\_

|                          |                           |                          |                          |                          |                          |                          |                          |
|--------------------------|---------------------------|--------------------------|--------------------------|--------------------------|--------------------------|--------------------------|--------------------------|
| DIVISION CHAMPION        | DIVISION RESERVE CHAMPION | CLASS CHAMPION           | CLASS RESERVE CHAMPION   | PURPLE                   | BLUE                     | RED                      | WHITE                    |
| <input type="checkbox"/> | <input type="checkbox"/>  | <input type="checkbox"/> | <input type="checkbox"/> | <input type="checkbox"/> | <input type="checkbox"/> | <input type="checkbox"/> | <input type="checkbox"/> |

**FASHION REVUE ENTRY CARD (green print)**

**GEARY COUNTY FREE FAIR  
4-H FASHION REVUE  
EXHIBIT CARD**

MODELING # 100 EXHIBITOR # 12345

DIVISION Clothing and Textiles

NAME KATIE CLOVER

CLUB BEST 4-H CLUB

AGE LAST JAN. 1 9 # OF YRS IN PROJECT 2

CLASS Jr. Girls Buymanship CLASS # 1203

|                          |                           |                          |                          |                          |                          |                          |                          |
|--------------------------|---------------------------|--------------------------|--------------------------|--------------------------|--------------------------|--------------------------|--------------------------|
| DIVISION CHAMPION        | DIVISION RESERVE CHAMPION | CLASS CHAMPION           | CLASS RESERVE CHAMPION   | PURPLE                   | BLUE                     | RED                      | WHITE                    |
| <input type="checkbox"/> | <input type="checkbox"/>  | <input type="checkbox"/> | <input type="checkbox"/> | <input type="checkbox"/> | <input type="checkbox"/> | <input type="checkbox"/> | <input type="checkbox"/> |

A. To help 4-H members get more out of the conference judging method they may make use of a 5" x 7" Conference Judging Card.

B. This card can be:

1. Given directly to the judge at the beginning of the conference to give the judge an understanding of where the 4-H member is in the project, including experience level in the project.
2. Kept with the 4-H member and used as a reference throughout the conference, helping the 4-H member feel more confident when talking with the judge.

C. This is optional and 4-H members can decide for themselves if they want to make use of a conference judging card.

D. Cards should be prepared prior to the fair.

E. Below is an example of the information that will be acceptable on the conference card.

USE ONLY A 5" X 7" CARD OR SHEET OF PAPER

NAME \_\_\_\_\_ NO. YRS. IN THIS PROJECT \_\_\_\_\_

WHAT I LEARNED, MADE AND DID AT THE PROJECT MEETINGS I WAS ABLE TO ATTEND.

Note: IF no meetings were held or there wasn't a project leader, write: NO MEETINGS WERE HELD

WHAT I LEARNED, MADE AND DID AT HOME ON MY OWN OR WITH THE HELP OF MY PARENTS OR ANOTHER FAMILY MEMBER.

THIS IS TO BE THE ONLY INFORMATION LISTED ON YOUR CONFERENCE CARD SHOULD YOU CHOOSE TO USE ONE.

Judging Time: Tuesday - 8:30 a.m.  
(Conference Method)

**Division Rules:**

- A. Junior age is 7-11 and Senior age is 12 and older.
- B. Members may exhibit a maximum of 8 entries.
- C. All exhibits which need to be hung must have a wire or saw tooth hanger attached (no string or tape) in order to be properly displayed. If necessary hardware is not attached, it may not be displayed.
- D. Multi-piece items should be marked accordingly.
- E. Class Champion and Class Reserve Champion may be given in each class. Class Champions and Class Reserve Champions from each class will be judged for a Division Champion and Division Reserve Champion in both the Junior and Senior age groups.
- F. \* Junior Division Champion and Reserve Champion if age 9 and Senior Division Champion and Reserve Champion exhibits are invited to the Kansas State Fair. At the Kansas State Fair, the exhibits are not judged. Instead, the Kansas 4-H Foundation chooses exhibits to display at Rock Springs 4-H Center. If a member receives Division Champion and Division Reserve Champion, they will only be allowed to display one arts and crafts item at the state fair.

**Fine Art Classes:**

Includes drawing, painting, ink, pastel, colored pencil, oil tempera, acrylic, etc., and is judged on originality, contrast or color, line shape, and design.

- 100 - Jr. Fine Art
- 101 - Sr. Fine Art

**Art Craft Classes:**

Includes batik, wood carving, sculpture, etc., usually original in design, and is judged on originality, contrast or color, line shape, and design.

- 102 - Jr. Art Craft
- 103 - Sr. Art Craft

**Crafts Classes:**

Includes wood burning, decoupage, and any craft made from patterns, directions, pictures, etc., and is judged on neatness, use of colors, skill, and subject matter.

- 104 - Jr. Crafts
- 105 - Sr. Crafts

Judging Time: Tuesday - 1:30 p.m.

**Division Rules:**

A. Banners should illustrate a phase of 4-H work which is being practiced by youth in 4-H or promote 4-H generally.

B. Banners are to be a TWO-DIMENSIONAL display, depicting one idea. Three-dimensional objects cannot be attached to the banner.

C. Dimensions are to be no less than 12 and no more than 16 square feet, with no side less than 3 feet.

D. Banners must be hung on a rod strong enough to support the banner. One wire or chain should be attached to both ends of the rod which will permit the banner to be hung.

E. Banners are to be made of non-flammable materials that can be folded or rolled without damage to the display.

F. A label is to be attached to the front lower left-hand (as you face it) corner of the banner giving the name of the club, and year. Letters should be 2" in height. Waterproof ink is recommended.

G. 4-H exhibitors should avoid using copyrighted materials whenever possible by originating their own work. Copyrighted and/or trademarked materials used in banners for endorsement or promotion instead of educational purposes will be disqualified and will not be displayed or receive ribbons or premium.

H. Judging will consist of:

|                              |     |
|------------------------------|-----|
| 1. Educational Value         | 40% |
| 2. Appearance                | 20% |
| 3. Interest & Originality    | 20% |
| 4. Quality of Materials Used | 20% |

I. Judges will be asked to prepare written comments for each banner.

J. The Banner Division Champion and Reserve Champion may be selected from all exhibits.

**Classes:**

- 202 - Community Club Banner
- 203 - Project Club Banner

Weigh-In Time: Tuesday - 8:00 a.m. to Noon

Judging/Practice Times Tuesday:

-12:15 p.m. bucket calf practice

-6:00 p.m. bucket calf consultation judging

-show beginning at 7:00 p.m. with the bucket calf showmanship and ribbon presentation followed by the breeding beef classes, beef showmanship, and then the market beef in the show order determined after weight breaks are posted

**Division Rules:**

A. Be sure to read the general rules, livestock rules, livestock health rules, and livestock and project auction guidelines at the front of this book.

B. Use Beef Entry Form for all classes in the Beef Division. All Beef Entry Forms must be turned in to the Fair Office by 2:00 p.m. Tuesday.

C. All beef cattle must be double tied. Members must provide halter and neck rope for the double tie. You may tie livestock in the show ring ONLY while you are cleaning your stall. They must be double tied and you must clean and rake the area they were in. Out of respect to other 4-H members, please double check the fair schedule and make sure animals are out and the ring is cleaned one hour before the next show.

D. Tie out of beef animals will be allowed from 9:00 p.m. to 7:30 a.m. Everyone who ties cattle outside of the barn will be responsible for their cattle, for providing their own pen/panel for tying out, and for cleaning the tie out area. Exhibits may not tie out off of the fairgrounds.

**Bucket Calf Rules:**

A. Judged by conference method based on the following:

1. KNOWLEDGE - 60 points - How much does the exhibitor know about his or her animal: breed and gender of their project animal, feeding, health care and general management.
2. QUALITY - 20 points - General overall health and condition of the animal along with the good beef or dairy characteristics represented by the project animal.
3. APPEARANCE - 10 points - The cleanliness, trimming, clipping and grooming of the project animal as well as the appearance of the exhibitor.
4. PRESENTATION - 10 points - The exhibiting, handling and leadability of the project animal.

B. Bucket calves must be born between January 1 and May 1 of the current 4-H year.

C. The 1<sup>st</sup> and 2<sup>nd</sup> Blue in each Bucket Calf Class will be awarded Division Champion and Division Reserve Champion rosettes.

**Bucket Calf Classes:**

300 - Members age 7-9 years old as of January 1 of the current year.

301 - Members age 10-12 years old as of January 1 of the current year.

**Breeding Beef Rules:**

A. Members may exhibit two breeding beef per class, not to exceed five breeding beef in total.

B. Each breed will show separately.

C. No animal may be shown in more than one class.

D. Breeding Beef Division Champion and Reserve Champion may be designated by the judge from Champions and Reserve Champions in each breed.

**Breeding Beef Classes:**

302 - Senior Heifer Calf born Sept. 1 to Dec. 31, 2016

303 - Summer Yearling born May 1 to Aug. 31, 2016

304 - Junior Yearling born Jan. 1 to April 30, 2016

305 - Aged Cow born prior to Jan. 1, 2016

306 - Cow and Calf - cow of any age, calf born after Jan. 1, 2017

307 - Calf born after January 1, 2017

- Division Champion Breeding Beef Class

**Market Beef Rules:**

A. ALL MARKET BEEF MUST WEIGH AT LEAST 1100 POUNDS AT FAIR WEIGH-IN TO SELL AT THE FAIR AND TO SHOW FOR CHAMPION.

B. Market beef must have been born after January 1, 2016. Permanent incisor teeth cannot have erupted and baby teeth must be present. Those animals which have lost any of their baby teeth will only be allowed to show in the showmanship class.

C. All market beef must be tagged by May 1<sup>st</sup>.

D. Each 4-H member may exhibit two market beef per breed, not to exceed five market beef in total.

E. Weight breaks and classes to be used will be determined following fair weigh-in. Additional classes will be added as needed separated on weight breaks. Must have three steers of one breed to create a purebred class.

F. Market Beef Division Champion and Reserve Champion may be designated by the judge from 1<sup>st</sup> and 2<sup>nd</sup> blues in Purebred Market Steer Classes (if added), All Other Purebred Market Steer Class, Crossbred Market Steer Class, and Market Heifer Class.

**Market Beef Classes:**

349 – *Prospect Market Beef Class (500 to 900 pounds, any breed)*

350 - Lightweight Market Beef Class (all market beef not meeting the weight requirement of 1100 pounds *and not eligible for the Prospect Class* will show in this class, regardless of breed)

351 - Purebred Market Steer Class (To be named if needed)

352 - Purebred Market Steer Class (To be named if needed)

353 - Purebred Market Steer Class (To be named if needed)

355 - All Other Purebred Market Steer Class

357 - Crossbred Market Steer Class

358 - Crossbred Market Steer Class

359 - Crossbred Market Steer Class

360 - Crossbred Market Steer Class

- Champion Crossbred Market Steer Class

365 - Market Heifer Class

- Division Champion Market Beef Class

**Beef Showmanship Rules:**

A. Open to any breeding beef or market beef exhibitor.

B. 4-H member must show their own animal.

C. 1<sup>st</sup> and 2<sup>nd</sup> blues from classes 375-377 will compete to determine Beef Showmanship Champion and Reserve Champion who will move on to the Round Robin Contest. Showmanship ribbons will be awarded.

**Beef Showmanship Classes:**

375 - Beef Showmanship (14 & older)

376 - Beef Showmanship (10-13 year olds)

377 - Beef Showmanship (7-9 year olds)

- Champion Beef Showmanship Class

**Rate of Gain Contest Rules:**

A. Open to any 4-Her enrolled in the market beef project who is a member of a Geary County Community 4-H Club.

B. Market beef must be weighed at official county weigh-in (beginning weight) and at the fair weigh-in (ending weight).

C. Market beef must be exhibited at the fair to be eligible.

D. Winner will be announced during the beef show. Name, ADG, and year will be engraved on a plaque kept in the trophy case at the 4-H Building.



Judging Time: Monday - July 17

-Clothing Construction Classes and Educational Exhibits will be judged by conference method as scheduled in the morning.

-Fashion Revue Classes will be judged by conference method as scheduled starting at 1:00 p.m.

**Division Rules:**

A. Clothing will be on display at the Geary County Free Fair. Members **MUST HAVE** articles displayed at the fair to collect ribbons and premium money. Bring clothing to Fair Set-up on July 23 or Foods Judging on July 24. Please bring clothing on swivel hangers for ease of display.

B. Articles, garments, and outfits may have been used or worn, but shall be carefully laundered or cleaned before being exhibited.

C. Identification labels are required.

1. Type or print on a clothing label or a 3" x 2½" piece of cloth: 4-H Member's Name, Class Number, and County
2. Sew or safety pin (no straight pins) labels on inside of garment (back of neck, center back of waistband, or left end of apron band) before construction judging. Label each piece. If you take the label out for Fashion Revue judging, you must sew or safety pin it back in before exhibiting at the fair.

**Clothing Construction/Educational Exhibit Rules:**

A. Limit 4 entries in clothing construction classes and 2 entries in educational classes per 4-H member.

B. Pre-cut kits are acceptable for all clothing classes. All articles/garments must be finished for use.

C. Since care labels are not always available, **NO** care label will be required; however, 4-H members should know how to care for fabrics they purchase.

D. The purpose of an educational exhibit is to share with others what you learned in this project. Exhibits may be in the form of a poster, notebook, or display. See guidelines for displays and posters on Page 18. Name and county must be clearly marked on educational exhibits.

E. Clothing Construction Champions and Reserve Champions may be designated by the judge(s) for Junior (7-9), Intermediate (10-13) and Senior (14 and older). Educational Exhibit Champion and Reserve Champion may be selected from all Educational Exhibits.

**Clothing Construction/Educational Exhibit Classes:**

\*400 - An article, garment or outfit constructed by a 7 to 9 year old exhibitor.

\*401 - Educational exhibit prepared by a 7 to 9 year old exhibitor.

\*402 - An article, garment or outfit constructed by a 10 to 13 year old exhibitor.

\*403 - Educational exhibit prepared by a 10 to 13 year old exhibitor.

\*404 - An article, garment or outfit constructed by a 14 and older exhibitor.

\*405 - Educational exhibit prepared by a 14 and older exhibitor.

\*406 - Recycled Clothing Project - An item made of at least 50% recycled material (recycled means reusing an existing item in a new way). Could be remaking/redesigning a garment, re-purposing a clothing item for a new use, etc. Must include sewing of some kind. An index card no larger than 4"x6" **MUST** accompany entry describing the recycled materials and how they were used in the item.

**Fashion Revue Rules:**

A. Fashion Revue is open to any 4-H member enrolled in Clothing and Textiles and/or Fiber Arts.

B. Members who have constructed the majority of their outfit may model 4 garments. Members who have purchased the majority of their outfit may model 2 garments.

C. **BUYMANSHIP** - Majority of outfit must be purchased (not borrowed) during the current 4-H year and modeled by the 4-H member or made by another individual for the 4-H member if the fabric and pattern were chosen by the 4-H member. Everything which is commonly considered an outer garment must be purchased by the 4-H member or constructed by another person (vest, jacket, dress, skirt, pants, coat, etc.).

D. **CONSTRUCTED GARMENTS** - Majority of outfit must be constructed during the current 4-H year and modeled by the 4-H member who made the garment/outfit. Everything which is commonly considered an outer garment must be constructed (vest, jacket, dress, skirt, pants, coat, etc.). A sweater, blouse or shirt that is *worn underneath another constructed garment* can be purchased or made. (Includes Fiber Arts constructed articles that are to be worn.)

E. Constructed garments that are being modeled must also be exhibited in consultation judging with clothing construction judges.



F. Members are expected to be present at judging. If a situation occurs beyond your control that would prevent you from being at judging, contact the Extension Office for other options.

G. After the pre-entry deadline, you will be sent a schedule indicating when you are to model.

H. There is a separate entry card for Fashion Revue judging.

I. Contestants should use good sense in choosing items that are appropriate to be modeled publicly.

J. Participant may model only what can be worn. Garments cannot be carried and all accessories must be wearable.

K. Bring to judging:

1. Completed Fashion Revue Evaluation Scorecard (one per outfit) with photo attached (worksheets available from the Clothing Curriculum notebook help to answer questions on Presentation Evaluation Scorecard). Size of photo not to exceed 5" wide and 6" tall.
2. Completed Cost of Wear Sheets which are required for Level 3 & 4 exhibitors (age 12 and up). Cost of Wear Sheets are optional but recommended for Level 1 & 2 exhibitors (age 7 to 11). Do not use any Cost of Wear sheet that does not have April 2003 in the bottom right corner.

L. Fully descriptive script for garments must be turned in before leaving the day of Fashion Revue judging for Public Revue. Script must be complete and not need editing. Assistance in writing script will be available.

M. In consideration of length of the Public Revue, each 4-H member will be allowed to model only two outfits total (this can be two constructed garments, two buymanship garments, or one of each).

N. The Fashion Revue Champions and Reserve Champions may be designated by the judges for Junior, Intermediate and Senior in the areas of Construction, Boys Buymanship, and Girls Buymanship.

O. Division Champion and Reserve Champion in 14 and older (Senior) classes will be the Geary County State Fair Representatives. If the Champion or Reserve Champion cannot attend, the judges will have named a "State Fair Designate" who will then represent Geary County.

**Fashion Revue Classes:**

Constructed Fashion Revue

- 1200 - Construction 7-9 year olds
- 1201 - Construction 10-13 year olds
- 1202 - Construction 14 and older

Girls Buymanship

- 1203 - 7-9 year olds Jr. Girls Buymanship
- 1204 - 10-13 year olds Intermediate Girls Buymanship
- 1205 - 14 and older Sr. Girls Buymanship

Boys Buymanship Classes:

- 1206 - 7-9 year olds Jr. Boys Buymanship
- 1207 - 10-13 year olds Intermediate Boys Buymanship
- 1208 - 14 and older Sr. Boys Buymanship

**Division Rules:**

- A. This Division is open to any 4-H member enrolled in Cloverbuds.
- B. All products made in this division will be exhibited for display purposes only. All entries will be given participation ribbons.
- C. All exhibits should have a completed entry card securely attached for identification purposes.
- D. All exhibits will be grouped together by club.
- E. Exhibits may be the product of a project completed during a Cloverbud meeting, or a project completed at home.
- F. Cloverbuds may exhibit up to three entries.
- G. Cloverbuds may not exhibit live animals or participate in fashion revue.

**Class:**

2300 - Cloverbud Project Item

Judging Time: Tuesday - 12:30 p.m.

**Division Rules:**

- A. Each exhibitor is allowed two entries per class with a maximum of 8 entries total.
- B. All classes calling for a gallon sample may have a 2½ to 3 inch in diameter cylinder placed in a glass gallon container to reduce the amount of grain to about 3 quarts.
- C. VARIETY OR HYBRID MUST BE NAMED FOR EACH ENTRY.
- D. Products exhibited in this division must have been grown by the 4-Her in the current year, with the exception of soybean seed and edible field bean seed.
- E. Exhibits should be as mature as possible.
- F. For all hay classes, exhibit one flake or slice from a rectangular bale or a 10 inch section cut from a round bale. The flake or slice should be approximately 6 inches in thickness and tied in 2 directions.
- G. Exhibits can be brought in Monday from 4:00 p.m. to 7:00 p.m. or Tuesday by 11:00 a.m.
- H. The Crops Division Champion and Reserve Champion may be designated by the judge from Class Champions and Reserve Class Champions in classes 600-626.

**Classes:**

- \*600 - Barley - one gallon sample
- \*601 - Corn - one gallon sample
- \*602 - Corn, white - ten ears
- \*603 - Corn, yellow - ten ears
- \*604 - Oats - one gallon sample
- \*605 - Hybrid forage sorghum - ten heads  
exhibit entire plant, no roots
- \*606 - Other forage sorghum - ten heads  
exhibit entire plant, no roots
- \*607 - Hybrid grain sorghum - ten heads
- \*608 - Soybeans - one gallon sample
- \*609 - Soybeans - bundle of 5 plants
- \*610 - Edible field beans - one gallon sample
- \*611 - Edible field beans - bundle of 5 plants roots intact
- \*612 - Confectionery sunflowers - three heads
- \*613 - Confectionery sunflower seeds - one gallon sample
- \*614 - Oil sunflowers - three heads
- \*615 - Oil sunflower seeds - one gallon sample
- \*616 - Hard red winter wheat - one gallon sample
- \*617 - Hard white wheat - one gallon sample
- \*618 - Soft red winter wheat - one gallon sample
- \*619 - Alfalfa seed - one gallon sample
- \*620 - Brome grass seed - one gallon sample
- \*621 - Other tame grass seed - one gallon sample
- \*622 - Alfalfa hay
- \*623 - Cool season grass hay (fescue, etc.)
- \*624 - Native grass hay

- \*625 - Miscellaneous crops - exhibit to consist of one gallon sample of seed or 10 heads
- \*626 - Wheat variety display (contact the Extension Office for specific guidelines)

Judging Time: Tuesday - 4:00 p.m.

**Division Rules:**

- A. Be sure to read the general rules, livestock rules, and livestock health rules at the front of this book.
- B. Use Dairy Entry Form for all Dairy Division classes. All Dairy Entry Forms must be turned in to the Fair Office by 2:00 p.m. Tuesday.
- C. Lactating cows may be brought in by 2:00 p.m. on Tuesday and released following the Dairy Show. Those entries are to be made with the superintendent on Tuesday between 2:00 - 3:00 p.m.
- D. Limit two animals per class, not to exceed five in total.
- E. Dairy Division Champion and Reserve Champion may be designated by the judge from all entries.

**Cattle Classes:**

- \*700 - Brown Swiss (born after Sept. 1, 2016)
  - \*701 - Brown Swiss (born Sept. 1, 2015 - Sept. 1, 2016)
  - \*702 - Brown Swiss (born before Sept. 1, 2015)
  - \*703 - Holstein (born after Sept. 1, 2016)
  - \*704 - Holstein (born Sept. 1, 2015 - Sept. 1, 2016)
  - \*705 - Holstein (born before Sept. 1, 2015)
  - \*709 - Jersey (born after Sept. 1, 2016)
  - \*710 - Jersey (born Sept. 1, 2015 - Sept. 1, 2016)
  - \*711 - Jersey (born before Sept. 1, 2015)
  - \*712 - Milking Shorthorn (born after Sept. 1, 2016)
  - \*713 - Milking Shorthorn (born Sept. 1, 2015 - Sept. 1, 2016)
  - \*714 - Milking Shorthorn (born before Sept. 1, 2015)
  - \*715 - Ayrshire (born after Sept. 1, 2016)
  - \*716 - Ayrshire (born Sept. 1, 2015 - Sept. 1, 2016)
  - \*717 - Ayrshire (born before Sept. 1, 2015)
- Champion Dairy Animal Class

**Showmanship Rules:**

- A. 4-H member must show their own animal.
- B. 1<sup>st</sup> and 2<sup>nd</sup> blues from classes 719-721 will compete to determine Dairy Showmanship Champion and Reserve Champion who will move on to the Round Robin Contest. Showmanship ribbons will be awarded.

**Showmanship Classes:**

- \*719 - Dairy Showmanship (14 & older)
  - \*720 - Dairy Showmanship (10-13 year olds)
  - \*721 - Dairy Showmanship (7-9 year olds)
- Champion Dairy Showmanship Class

Judging Time: Saturday - 2:00 p.m.

**Division Rules:**

A. Copy of proof of current vaccination (vaccination certificate or health certificate) signed by a veterinarian must be submitted to the Extension Office with pre-registration. The State 4-H Dog Show Immunization Record card must also be submitted to the Extension Office at this time. Required vaccinations include: Bordetella, Distemper, Hepatitis, Parvovirus, Parainfluenza, and Rabies. *Dogs must be at least 6 months of age at time of show in order to have received all of the required immunizations.*

B. Dog exhibitors are encouraged to submit a 4" x 6" picture of themselves with their dog(s) with the pre-entry form. (One picture may be submitted for each dog being shown.) These photos will be displayed with results at the fair.

C. Any abuse of dogs on grounds, or in the building, will result in disqualification.

D. Any dog fouling the ring will receive a white ribbon.

E. Baiting dogs is not allowed.

F. A well-fitting collar of leather, chain, or fabric is to be used for obedience.

G. Members may enter only one dog per class.

H. Dog Obedience Champion and Reserve Champion may be designated by the judge from Class Champions and Reserve Class Champions in classes 900-904.

**Obedience Classes:**

900 - Pre-Novice A

- First year member, first year dog.
- Heel and figure 8 (on leash)
- Stand for examination (on leash)
- Recall (on leash)
- Long sit - 1 minute (on leash)
- Long down - 3 minutes (on leash)

901 - Pre-Novice B

- Experienced handler, first year dog or experienced dog, first year handler.
- Same obedience as Pre-Novice A

\*902 - Novice A

For first year off leash for handler AND first year off leash for dog.

- Heel and figure 8 (on leash)
- Stand for examination (off leash)
- Heel (off leash)
- Recall (off leash)
- Long sit - 1 minute (off leash)
- Long down - 3 minutes (off leash)

\*903 - Novice B

For experienced off leash handler, with a first or second year dog, or those not qualifying in Novice in prior years.

Same obedience as Novice A

\*904 - Graduate Novice:

For all 4-H members with dogs who have qualified in novice.

- Heel (on leash)
- Stand for examination (off leash)
- Heel free and figure 8
- Drop on recall
- Long sit - 3 minutes (4-H member out of sight)
- Long down - 5 minutes (4-H member out of sight)

**Showmanship Rules:**

A. 4-H member must show their own animal.

B. This class will be judged on the fitting of the dog; clean and well brushed, tone and condition of coat, healthy appearance, teeth, toenails, and eyes. Handler will be judged on alertness, grace and ease, coordination with the dog and the reaction of dog to handler with straight and even gait and movement of dog.

C. For showmanship, use a show lead that serves as both collar and lead or a fine link chain collar, a "snake" chain or a fabric slip collar with a narrow lightweight fabric or leather lead. No spiked, pinch, special training collars, and hanging objects from collars are allowed.

D. Dog Showmanship Champion and Reserve Champion may be designated by the judge from Class Champions and Reserve Class Champions in classes 910-913.

**Showmanship Classes:**

- \*910 - Dog Showmanship (15 & older)
- \*911 - Dog Showmanship (12-14 year olds)
- \*912 - Dog Showmanship (9-11 year olds)
- 913 - Dog Showmanship (7-8 year olds)

Judging Time: Tuesday - 11:30 a.m. (Conference Method)

**Division Rules:**

- A. Only those who have met the requirements of the electric, small engine, or wind energy project are eligible to exhibit in this division.
- B. Articles that have been used should be cleaned for exhibit.
- C. See guidelines for displays and posters on Page 18.
- D. The Energy Management Division Champion and Reserve Champion may be designated by the judge from Class Champions and Reserve Class Champions in classes 1000-1008.

**Electric Rules:**

- A. Electric exhibits must be able to be operated using only 110 or 120V AC or battery power. If battery power is required batteries must be furnished. (The Extension Office will provide a surge-protected electrical strip if needed.)
- B. Exhibits must be constructed such that the judge has wiring access to examine the quality and safety of workmanship.
- C. No hand dipped solder may be used on exhibits.
- D. Sheet of operating instructions must be furnished for any exhibit not self-explanatory.
- E. Any project with complexity of size or electronics must have instructions for assembly and use and equipment available at the time of judging for actual testing of the exhibit.

**Electric Classes:**

- \*1000 - AC Electric Projects. Electric projects with a 110 or 120V alternating current (AC) power source. Some project examples are household wiring demonstrations, small appliances, extension cords, trouble lights, indoor or outdoor wiring boards, or shop lights. Projects may be a restoration or original construction. The project must be operational and meet minimum safety standards. AC projects must be 110 or 120 V (no 240 V exhibits are allowed).
- \*1001 - DC Electric Projects. Electric projects with a battery or direct current power source. This class includes electric kits or original projects. This class also includes demonstration DC powered projects. Examples include: wiring two or three way switches, difference between series/parallel lighting circuits or wiring doorbell switches. All DC electric projects must include batteries supplied by 4-H member.
- \*1002 - Electronics Projects. Electronic projects with a battery or direct current power source. This class includes electronic kits or original projects. Examples include radios, telephones, toy robots, light meters, security systems, etc. May be constructed using printed circuit board, wire wrap, or breadboard techniques. Include instruction/assembly manual if from a kit. Include plans if an original project.

- \*1003 - Educational Displays and Exhibits. The purpose of the educational display and exhibit is to educate the viewer about a specific area of the 4-H electric project. The display or exhibit should illustrate one basic idea. This class includes any educational displays, exhibits or science fair type projects which DO NOT have a power source, i.e. exhibits, posters or displays of wire types, conduit types, electrical safety, tool or motor parts identification or electrical terminology. Educational displays and exhibits must be legible from a distance of four feet.

**Small Engines Rules:**

- A. All small engines exhibits should involve engines smaller than 20 horsepower.

**Small Engines Classes:**

- \*1004 - Display - Exhibit a display, selecting one of the following options:
    - 1) identifying different engine or lawn and garden equipment parts or showing the function of the various engine or lawn and garden equipment parts
    - 2) identifying and explaining the function(s) of different special tools needed for small engine work
    - 3) illustrating and providing the results of any one of the experiments that are included in the project books
 No complete engines, lawn tractors, tillers, or chainsaws are permitted for display.
  - \*1005 - Maintenance - Exhibit a display that illustrates either:
    - 1) routine maintenance procedures
    - 2) diagnosing and troubleshooting specific problems in an engine
 No complete engines, lawn tractors, tillers, chainsaws, etc. are permitted for display.
  - \*1006 - Operation - Exhibit an operable small engine (no more than 20 HP) overhauled or rebuilt by the member. Include maintenance schedule for the engine and a brief description of steps taken by the member overhauling or rebuilding the engine. Engine should contain no fuel in tank or carburetor.
- Alternative Energy Classes:**
- \*1007 - Educational Display - Create an exhibit that addresses a focused topic related to power generated from a renewable energy source. The purpose of the exhibit is to inform and create awareness.
  - \*1008 - Experiment - Display an experiment addressing a problem or question related to power generated from a renewable energy source. Include hypothesis, background research, variables, a control, data, findings, conclusions and recommendations for future study.

Judging Time: Tuesday - 12:30 p.m.

**Division Rules:**

- A. Resources for exhibiting can be found online at <http://www.kansas4-h.org/projects/agriculture-and-natural-resources/entomology.html>.
- B. Purchased insects are not to be exhibited in collections, but they may be used in educational displays.
- C. The Entomology Division Champion and Reserve Champion may be designated by the judge from Class Champions and Reserve Class Champions in classes 1100-1109.

**Collection Rules:**

- A. All entries should be submitted in an 18 x 24 x 3½ inch wooden display box with a clear plastic top (such as plexiglass). Boxes can be hand-made or purchased as long as they are of the correct size and do not have a glass top. See specific phase for box and specimen number limitations.
- B. Each exhibitor is required to identify each box with two identification labels bearing exhibitor's name, county, class, and statement of taxonomy used: a. "Insects in Kansas" or b. "Insects in Kansas Book: 2016 Revised Taxonomy" which follows [www.bugguide.net](http://www.bugguide.net). One label goes in the upper left corner of the box (inside) and the other on the lower right corner of the box (outside).
- C. The number of orders, specimens (and families where required) must be included on both of the exhibitor's box identification labels.
- D. Arrange specimens in the box so it can be displayed lengthwise.
- E. Arrangement of specimens: The preferred method is to arrange the insects in groups or rows parallel to the short sides of the box. Arrangements that run lengthwise of the box are frequently downgraded in judging. Specimens are to be arranged in the box according to Order then family where required. The sequence arrangement of the Orders in the box will be left up to the member. It is suggested to put the Lepidoptera and Coleoptera in the center of the collection (for Intermediate and Advanced Classes to put these two orders in a box), then work the others around them.
- F. For each collection class, two labels will be centered on the pin beneath each specimen. First (closest to the specimen) is the common name label and the second label should include date/locality. Full county name and state abbreviation on the second label are encouraged for 2017 and will be required by 2019. Collector's name on the date/locality label is optional.
- G. Specimens of soft bodied insects such as aphids, lice, termites, etc. should be exhibited in alcohol filled vials; however, the use of alcohol filled vials should be limited to only those specimens that lose their shape when pinned, since the vials pose a significant hazard to the rest of the collection if they become loose in transit.

H. Only adult specimens can be used in collection boxes; however, one female and one male of a species correctly identified can be displayed.

- I. *Only specimens of the class Insecta should be included. This means specimens of arachnids, such as spiders, millipedes, centipedes, ticks, mites, etc. will not be judged or included in specimen count.*
- J. Emphasis in judging will be placed on the overall variety of insects represented in the collection, accuracy of identification, skill and technique acquired in mounting of specimens, and overall arrangement and appearance of the collection.
- K. The specimens should be collected by the exhibitor and should focus on Kansas insects. Insects may be collected from one county into bordering states and labeled accordingly. Other specimens from the United States may be included as long as they are properly labeled and placed in a separate section of the box labeled "Out of State Insects". These specimens will not be included in the judging/scoring.

**Collection Classes:**

1100 - Introductory Entomology Collection

Introductory Entomology is designed for beginners. 4-H member may exhibit in this class a maximum of three years. Insects may be displayed in one or two small cardboard or plastic boxes with a total display area no more than 130 square inches. Boxes can be homemade by placing a layer of polystyrene foam in the bottom of a shoebox, school box, or storage container or can be purchased from a biological supply company. For the exhibit, the boxes should be covered with a piece of plastic wrap or acrylic glass taped across the top of the box. Number of specimens: 18 minimum, 50 maximum. Number of orders: minimum of six basic orders. "Insects in Kansas" book - Orthoptera, Hemiptera, Homoptera, Coleoptera, Hymenoptera, and/or Diptera OR "Insects in Kansas Book: 2016 Revised Taxonomy", which follows [www.bugguide.net](http://www.bugguide.net) - Odonata, Orthoptera, Hemiptera, Coleoptera, Hymenoptera, and/or Diptera. Each of these six orders shall be represented by at least three different species. Follow the general guidelines related to labels.

\*1101 - Beginning I Entomology Collection

Display in one standard box a minimum of 50 and maximum of 125 species representing at least 7 orders. Members can exhibit in this class a maximum of three years, or until they receive a purple ribbon at the Kansas State Fair, whichever comes first.

\*1102 - Beginning II Entomology Collection

Display in one standard box a minimum of 75 and maximum of 150 species representing at least 9 orders. Members can exhibit in this class a maximum of three years, or until they receive a purple ribbon at the Kansas State Fair, whichever comes first.

\*1103 - Intermediate Entomology Collection

Display a minimum of 100 and a maximum of 300 species representing at least 10 Orders. Two standard boxes can be used. Family identification is required for all insects in any two of the six basic orders as outlined in Class 1100 - Introductory Entomology Collection (only two will be counted for judging). *On a piece of paper list what you did to improve your collection during the current year. Examples: what insects did you add or replace; what orders and/or families you added; what leadership you provided in this project; and/or what insects you have studied. Attach paper to the front of one of the display boxes. Members may continue to exhibit in this class for a maximum of 3 years.*



**\*1104 - Advanced Entomology Collection**

Display a minimum of 150 and maximum of 450 specimens representing at least 12 Orders. Three standard boxes can be used. Family identification is required for all insects belonging to the six basic orders as outlined in Class 1100 - Introductory Entomology Collection. Only families in the six basic orders will be counted for judging. Family identification of insects in the remaining orders is optional, but desirable as long as accuracy is maintained. On a piece of paper list what you did to improve your collection during the current year. Examples: what insects did you add or replace; what orders and/or families you added; what leadership you provided in this project; and/or what insects you have studied. Attach paper to the back of one of the display boxes. Members may continue to exhibit in this class for an unrestricted number of years.

**Educational Display Rules:**

- A. All entries should be submitted in an 18 x 24 x 3½ inch wooden display box with a clear plastic top (such as plexiglass). Boxes can be handmade or purchased as long as they are of the correct size and do not have a glass top.
- B. Arrange display in the box so the box can be displayed lengthwise.
- C. Each exhibitor is required to identify each box by placing two identification labels bearing exhibitor's name, county, and class in the box. One label goes in the upper left corner of the box (inside) and the other on the lower right corner of the box (outside). Information on numbers and kinds of insects is not needed for educational exhibits. Title of the exhibit should be indicated inside the box.
- D. Displays may consist of specialized groups of insects or their close relatives, or relate to any aspect of their behavior, biology or ecology.
- E. Displays should be presented in a clear, concise, and interesting manner and should include only work performed during the current year.
- F. The purpose of the project is to learn more about the importance, life cycles, biology, ecology, diversity, etc. of insects and related arthropods. Subject matter can be as varied as the animals themselves.
- G. Creativity is encouraged.

**Educational Display Class:**

\*1105 - Educational Display (open to participants in any level)

**Entomology Notebook Rules:**

- A. Individual entries are to be placed for display in a three-ring notebook for competition.
- B. Each exhibitor is required to identify the notebook by placing a Title Page in the front of the notebook bearing the exhibitor's name, county, class, and statement of taxonomy used: a. "Insects in Kansas" or b. "Insects in Kansas Book: 2016 Revised Taxonomy" which follows [www.bugguide.net](http://www.bugguide.net). The number of orders, specimens, and families (required in Intermediate and Advanced classes) must also be included on the Title Page.

C. Specimen pages should be grouped according to order and should include one page per species. If more than one insect is in the photo, an arrow to indicate identified insect should be used.

D. Date, common name, full county name, and state abbreviation should be included for each species. Collector's name on the specimen page is optional.

E. Specimen pages should have two different views of the insect if possible. If pictures are taken on different dates/localities, include information for both.

F. A statement describing the habitat where found/host plant may be included and is encouraged and will be worth a bonus 10 points total, not per page. For Intermediate and Advanced notebooks, this is strongly encouraged.

G. A divider page is to be placed in front of each order of insects with the order name printed on the tab for the page and also on the front of the divider page.

H. For the Intermediate and Advanced classes, insects are also to be grouped by family behind each order divider.

I. If the exhibitor has been in the same class for more than one year, a separate sheet of paper needs to be added stating how many years the exhibitor has been in this class of the project and what the exhibitor did this year to improve their notebook. Place the paper just behind the Title Page in the front of the notebook.

J. A special project must be completed each year and included in the notebook. See project guideline materials at <http://www.kansas4-h.org/projects/agriculture-and-natural-resources/entomology.html>.

**Entomology Notebook Classes:**

**\*1106 - Introductory Entomology Notebook**

Display a minimum of 10 and a maximum of 30 insect species representing at least six different orders. A member may exhibit in this class for a maximum of two years.

**\*1107 - Beginning Entomology Notebook**

Display a minimum of 20 and a maximum of 60 insect species representing at least seven different orders. A member may exhibit in this class for a maximum of three years or until they receive a purple ribbon at the Kansas State Fair, whichever comes first.

**\*1108 - Intermediate Entomology Notebook**

Display a minimum of 60 and a maximum of 100 species representing at least nine orders. Family identification is required for all insects in any two of the six orders as outlined in Class 1100 - Introductory Entomology Collection (only two will be counted for judging). A member may exhibit in this class for a maximum of three years.

**\*1109 - Advanced Entomology Notebook**

Display a minimum of 100 and a maximum of 200 species representing at least twelve orders. Family identification is required for all insects belonging to the six basic orders as outlined in Class 1100 - Introductory Entomology Collection. Only families in the six basic orders will be counted for judging. Family identification in the remaining orders is optional, but desirable as long as accuracy is maintained. Members may continue to exhibit in this class for an unrestricted number of years.

Judging Time: Tuesday - 12:30 p.m.  
(Conference Method)

**Division Rules:**

- A. A Junior is age 7-11 and a Senior is age 12 and older.
- B. A member may exhibit two entries per class.
- C. Fiber Arts is defined as any method of creating a unique design with fiber, fabric or yarn. Non-textile (ex. - wood, reed, straw, grass, etc.) baskets/pieces should be entered in the Arts & Craft Division.
- D. Identification labels are required.
  - 1. Type or print on a clothing label or 3" x 2½" piece of cloth: class number, county, and exhibitor's name.
  - 2. Sew or safety pin (no straight pins) this ID label on the corner of flat articles.
  - 3. For garments, attach ID label to the front left shoulder seam, or left side of waistband, as if you were wearing the garment.
- E. All exhibits which need to be hung MUST have the appropriate saw tooth hanger, rod, wire or other mechanism attached in order to be properly displayed.
- F. Articles that are to be worn may be modeled in the Fashion Revue Classes of the Clothing Division.
- G. Special consideration will be given to articles which are of original design. Such articles should have a note attached explaining the original design.
- H. The exhibitor may attach an index card, no larger than 4" x 6" with the entry card to give the judge any information on what parts of the exhibit they made, processes used, or other information which the exhibitor thinks would be helpful for the judge. For all items please indicate if item was made from a kit. For all items, please indicate fiber content, and specifically if they are made of at least 90% wool. For quilted items, indicate who did the quilting and binding.
- I. All articles and garments must be finished for use.
- J. When articles are normally worn as a pair, both articles must be shown together. Fasten articles together securely with yarn.
- K. Exhibitors are expected to be enrolled in the Fiber Arts project in which they are entered.
- L. When the exhibit is a sewn garment that also includes one or more Fiber Art techniques (i.e. knitting, crochet, needle arts, or patchwork and quilting), the determination of what division (Clothing or Fiber Arts) and class in which to enter will be left with the 4-H participant.
- M. Fiber Arts Division Champion and Reserve Champion may be designated by the judge from Class Champions and Reserve Class Champions in classes 500-509 in both the Junior and Senior age groups.

**Classes:**

- \*500 - Crochet, an article including felted items
- \*501 - Knitting, an article made either by hand or by knitting machine including felted items
- \*502 - Needle Arts, an article created by hand using any of the following techniques:
  - a) Embroidery and cross-stitch
  - b) Needlepoint
  - c) Candle wicking
  - d) Crewel
  - e) Lacework
  - f) Applique
- \*503 - Patchwork or Quilted article – it is an acceptable practice for the exhibitor to create the patchwork or quilted article and have someone else quilt it
- \*504 - Rug Making, a rug – acceptable techniques include braiding, latch hook, tying, floor cloth, etc. – the finished product should be an item that would be used in the home
- \*505 - Spinning, a skein – minimum 10 yards in length
- \*506 - Weaving, a woven article – members should attach information about the type of loom or process used
- \*507 - Ethnic Arts, an article – This is defined as a Fiber Art technique that is associated with a specific country or culture. It is a practical skill that was developed to provide basic family needs such as apparel, home furnishings or decorations. It is also defined as a method that has been maintained throughout history and passed on to others, often by observation and by example, such as batik, Swedish huck towel weaving, mud cloth, bobbin weaving, tatting, felted items that are not knitted or crocheted, etc. Members should attach information on the history of the ethnic fiber art, where it was used, by whom, how it was used, short description of technique, etc.
- \*508 - Macrame, an article
- \*509 - Educational Notebook - share with others what you learned in this project about a particular Fiber Art. Exhibits should be in the form of a notebook or binder. The notebook should include a narrative section describing the fiber art. It should include a clear description of the project, technique, budget, supplies, goals, accomplishments, successes, failures, and future plans. It may include samples of techniques, how-tos, photographs of completed projects, or other ways of educating others about fiber arts. NOTE: a collection of brochures, web pages, patterns, record book forms, etc. does not constitute an educational notebook. Name, county, and fiber art covered must be clearly marked in the notebook.



Judging Time: Tuesday - 11:00 a.m.  
(Conference Method)

**Division Rules:**

- A. Members may exhibit two entries per class with a maximum of 10 entries per exhibitor.
- B. Entries can be brought in Monday from 4:00 p.m. to 7:00 p.m. or Tuesday by 11:00 a.m.
- C. Entries should not take over one square foot of table space.
- D. *All entries must be freestanding, easily moved, and not require any special equipment to display. Hanging entries are not accepted.*
- E. Members are encouraged to exhibit cut flowers and fresh floral arrangements in disposable containers. If a non-disposable container is used, mark it plainly with your name.
- F. The Floriculture Division Champion and Reserve Champion may be designated by the judge from Class Champions and Reserve Class Champions in classes 1300-1310.

**Specimen Class Rules:**

- A. Must be grown by the 4-Her and DO NOT need to be in a special vase or arranged with greenery.
- B. Exhibits in Specimen classes should have the leaves left on above the water line in your container.
- C. Will be judged on the quality of the flower.
- D. Must be different kinds of flowers if two exhibits are entered in a class.
- E. The Preparing Cut Flowers for Exhibit bulletin is available at the Extension Office for help.

**Specimen Classes:**

- \*1300 - Garden flower, single stem  
(Annual)
- \*1301 - Garden flower, single stem  
(Perennial)

**Floral Arranging Class Rules:**

- A. Floral Arranging class entries will be judged on the quality of the flowers used as well as the arrangement, style, and technique.
- B. Classes 1302 to 1304 - All materials should be grown and collected rather than purchased.
- C. Class 1305 - Materials may be purchased.
- D. Classes 1306-1307 - Materials may be grown, collected, or purchased.
- E. Silk/Dried arrangements must be a product of this 4-H year's work.

**Floral Arranging Classes:**

- \*1302 - Cut flower arrangement - used as a centerpiece
- \*1303 - Cut flower arrangement - used for a special occasion such as a holiday; ex. Christmas, Birthday Party, etc.
- \*1304 - Dried Flower Arrangement - no fabric or plastic materials
  - 1305 - Silk Flower Arrangement
  - 1306 - Bud Vase Arrangement
  - 1307 - Boutonniere or Corsage

**Miscellaneous Classes:**

- 1308 - Houseplants, foliage or flowering - must be cared for by the 4-Her for a minimum of 6 months.
- 1309 - Educational Poster - see guidelines for displays and posters on Page 18.
- \*1310 - Floriculture Notebook - entry shall consist of a notebook or three ring binder of written narrative describing a floriculture project such as a flower garden or other related project. 4-H members are encouraged to include photographs, illustrations and/or landscape drawings that help explain work done by the member. Photos taken from the same location before, during and after the completion of the project are particularly helpful. Scoring is based on the following criteria: Organization and General Appearance (neat, includes title page and table of contents, original, creative, etc.) 20%, Narrative (including goals, successes, failures, etc.) 40%, General Content (subject matter, photos, maps, knowledge gained, etc.) 40%.

Judging Time: Monday - 1:00pm  
(Conference Method)

**Division Rules:**

- A. Exhibitors may have two entries per class (each from a different recipe) with a maximum of eight total exhibits in this division.
- B. Food exhibited becomes the property of the Geary County 4-H Clubs and will be sold with proceeds going into the 4-H Club Fund. A representative sample of the product will be put on display after judging.
- C. Food sale will be during food judging Monday. All food remaining will be sold to the public Tuesday.
- D. Baked products are to be placed on a piece of covered cardboard or paper plate cut or sized to fit the product, and then placed in a clear plastic food bag. **NO PLASTIC WRAP OR GARBAGE BAGS.** Cakes should not be placed on paper plates. Pies should be exhibited in a disposable container (not in a glass pie plate). Your entry will be dropped one ribbon placing if you bring your food product with plastic wrap or in a non-food safe bag. The Extension Office has larger plastic bags available for purchase. Decorated cakes do not have to be in a food bag or box.
- E. Each exhibit must contain a label which should be fastened to the bottom side of the cardboard tray before placing the exhibit in the plastic bag. (This label is in addition to the **REGULAR ENTRY CARD** which is to be fastened to the outside of the plastic bag with a twist tie.) The label which is attached to the bottom of the cardboard tray should contain the following information:
  - 1. Name of the Product
  - 2. Class Number
  - 3. Member's Name
  - 4. County
- F. Small items, such as cookies and rolls, must be the same shape and same recipe in an entry.
- G. Products must be whole, not cut except brownies and bar cookies which should be cut into 2" x 2" squares and 4 entered.
- H. All un-frosted cakes must be exhibited in the upright position with the top crust showing, unless it is a special pan such as a bundt cake.
- I. If the product does not meet specifications of the class it will not be eligible for exhibit.
- J. Under-baked entries will be lowered one or more ribbon placings.

**K. A PAPER COPY OF THE COMPLETE RECIPE WITH INGREDIENTS AND INSTRUCTIONS IS REQUIRED FOR ALL FOOD PRODUCT EXHIBITS.** Exhibits without a recipe will be lowered one ribbon placing. The recipe will be held with products that receive a purple ribbon. The Extension Office has a computer program that analyzes recipes for their nutritional value, please make an appointment to use it.

L. Alcohol (ex. wine, beer, hard liquor) is not allowed as an ingredient in food entries. Entries with alcohol in the recipe will be disqualified and not be judged.

M. For food safety purposes any food with raw eggs, custard and dairy-based fillings and frostings (ex. cream cheese), flavored oils, "canned" bread or cakes in a jar, cut fresh fruit, or any foods requiring refrigeration (ex. bacon) will not be accepted. Refer to K-State Research and Extension publication Judges Guide for Food and Nutrition Exhibits (available from the Extension Office), for information to help you make informed, safe food exhibit decisions.

N. Unless specifically disallowed in the class, a mix may be used. However, the judge will take the 4-H member's age and experience into consideration. If a mix is used for all or part of the product, the recipe, nutrition information, and ingredients off the box are used for the recipe requirement for judging.

O. Educational Exhibits may be in the form of a poster, notebook, or display. See guidelines for displays and posters on Page 18. Name and county must be clearly marked on educational exhibits. **NOTE:** A collection of your favorite recipes in a recipe box or notebook does not constitute an educational exhibit.

**P. Definitions:**

- 1. Molded Cookie: The dough is molded or formed with the hands into balls or other shapes; sometimes flattened with a fork or the bottom of a glass.
- 2. Refrigerator Cookie: The dough is formed in a log-like roll and cookies are sliced off then baked without further shaping.

Q. Junior (Levels I and II) and Senior (Levels III and IV) Division Champions and Reserve Champions may be selected by the judges from all foods given a purple ribbon. A Division Champion and Reserve Champion may also be selected from all Educational Exhibits and from all Culinary Arts exhibits.

**Level I Classes (age 7-8):**

- 1400 - Popcorn snack, 1 cup in plastic bag
- 1401 - Nutritious cereal snack, 1 cup in plastic bag
- 1402 - Oyster cracker snack mix, 1 cup in plastic bag
- 1403 - Nutritious nut or seed snack, such as toasted sunflower seeds or curried nuts, 1 cup in plastic bag
- 1404 - Nutritious bar cookie, 4
- 1405 - Muffins, 4, homemade or mix, do not use paper liners
- 1406 - Cupcakes, 4, homemade or mix, frosted or un-frosted, paper liners may be used
- 1407 - No-bake cookies, 4
- 1408 - Other product made by a Level I member - whole item or 4 of a kind
- 1450 - Educational Exhibit prepared by 7 or 8 year old

**Level II Classes (age 9-11):**

- \*1409 - Drop (baked) cookie, 4
- \*1410 - Refrigerator cookie, 4
- \*1411 - Cookie made by cookie press, example spritz, 4
- \*1412 - Cake, 8" or 9", un-frosted - must be exhibited upright unless bundt pan used
- \*1413 - Nutritious bar cookie, 4
- \*1414 - Loaf Quick Bread (7" x 3" or 9" x 5")
- \*1415 - Muffins, 4, do not use paper liners
- \*1416 - Fruit leather, 3 pieces, or dried fruit (1/3 – 1/2 c.) in a small canning jar (will be entered as Food Preservation if eligible for State Fair)
- \*1417 - Other product made by a Level II member - whole item or 4 of a kind
- \*1451 - Educational Exhibit prepared by 9, 10, or 11 year old

**Level III Classes (age 12-14):**

- \*1418 - Yeast Bread, whole wheat, 1 loaf (9" x 5"), made by conventional method
- \*1419 - Yeast Bread, whole wheat, 1 loaf (9" x 5"), made by bread machine
- \*1420 - Yeast Bread, white, 1 loaf (9" x 5"), made by conventional method
- \*1421 - Yeast Bread, white, 1 loaf (9" x 5"), made by bread machine
- \*1422 - Yeast Rolls, whole wheat, 4
- \*1423 - Yeast Rolls, white, 4
- \*1424 - Rolled or molded cookie, 4
- \*1425 - Loaf Quick bread, fruit or nut 7" x 3" or 9" x 5"
- \*1426 - Quick bread, 8" or 9" square or round, ex. gingerbread, shortcake, coffee cake
- \*1427 - Variety Yeast Bread, ex. yeast coffee cake, raisin bread, cinnamon rolls (4), pretzels (4), bread sticks (4), tea ring
- \*1428 - Creative Cookie, 4, example springerle, filled, curled, gingerbread men
- \*1429 - Biscuits, 4
- \*1430 - Other product made by a Level III member - whole item or 4 of a kind
- \*1452 - Educational Exhibit, prepared by 12, 13, or 14 year old

**Level IV Classes (age 15 & older):**

- \*1431 - Layer cake (2 or more layers), not from a mix, 8" or 9" round or square, frosted or with topping other than traditional frosting
- \*1432 - Angel food or sponge cake, un-frosted - exhibited upright
- \*1433 - Bundt cake, glazed or un-frosted, may be exhibited inverted
- \*1434 - Specialty yeast bread, ex. onion bread, raisin bread, thin or flat bread
- \*1436 - Fruit Pie, 2 crust, in disposable container
- \*1437 - Yeast Rolls, 4, any type
- \*1439 - Yeast Bread, made in bread machine
- \*1440 - Other product made by a Level IV member - whole item or 4 of a kind
- \*1453 - Educational Exhibit, prepared by 15 & older

**Modified Non-Perishable Food Product (open to all ages):**

- \*1455 - Product must be modified from original recipe to nutritionally enhance the food product. Attach one 8½ x 11 inch page (front and back) that includes original recipe, modified recipe, and narrative to describe modifications made, why modifications were made and lessons learned such as nutritive value, or changes in appearance, doneness, aroma, flavor, tenderness and/or texture. (Only the modified product need be exhibited.)

**Culinary Arts Classes (open to all ages):**

- \*1460 - Food gift package. No alcoholic beverages will be accepted. A food gift package must contain at least 3 different food items (prepared for human consumption), made by the member, in a suitable container no larger than 18" x 18" x 18". Prepared food items must have recipes attached with the entry. Additional homemade food items beyond the 3 minimum or purchased items may also be included in the gift basket. Food products will not be opened or tasted. Packaging should allow product to be seen. On the back of the entry card, answer these questions: a) what is the intended use; b) what food safety precautions were taken during and after preparation. Home canned foods must follow Food Preservation rules. Canning jars should not be used for baking per manufacturer's instructions since they could break during baking.
- 1461 - Decorated Cake or other decorated edible food item – example gingerbread house. All products will be cut as quality of food item will be considered in judging.
- 1462 - Sculptured Food Item. May contain perishable items such as cut fresh fruit since it will not be tasted by the judge.

Judging Time: Monday - 1:00 p.m.  
(Conference Method)

**Division Rules:**

- A. Members may exhibit two entries per class with a limit of six entries.
- B. All exhibits must have been preserved after previous year's fair.
- C. Exhibits must be sealed in clean, clear, standard canning jars with two-piece lids. Lids and jars must be of the same brand. Do not use colored jars. Do not add fancy padded lids, fabric over-wraps, or cozies as they interfere with the judging process.
- D. No fancy packs unless recipe states to do so.
- E. For food safety reasons, the size of jars used must not be larger than the jar size stated in the recipe.
- F. Alcohol is not allowed as an ingredient in food preservation entries. Entries with alcohol in the recipe will be disqualified and not be judged.
- G. Use a rubber band to attach entry card around the top of the jar.
- H. Each exhibit must have the complete recipe and instructions attached with the entry card, or it will be lowered one ribbon placing. Recipe must include exhibitor's name, recipe source, date of publication, and altitude of residence.
- I. Each jar exhibited must be labeled with the uniform label placed one inch from the base of the jar. Label must not cover brand name of the jar. Label must give name, county, class number, date processed including month and year, product, canning method (water bath, weighted gauge, or dial gauge pressure method), altitude of residence, process time, and amount of pressure (psi).

J. Recommended recipes and processing methods must be used. Recipes must be from 1995-present. Processing methods that will be disqualified include: open kettle canning, oven canning, and sun canning. Untested recipes will be disqualified for food safety reasons. Recommended recipe resources include: K-State Research and Extension Food Preservation publications; USDA Complete Guide to Home Canning; So Easy to Preserve 6<sup>th</sup> Edition, The University of Georgia Cooperative Extension Service; Ball Blue Book Guide to Preserving; Ball Complete Book of Home Preserving; *All New Ball Book of Canning and Preserving*; Canning mixes (i.e. Mrs. Wage's, Ball); Pectin manufacturers (i.e. SureJell, Ball); <http://www.rrc.k-state.edu/preservation/recipes.html>. There are now 12-ounce and 24-ounce canning jars available that may be used. Use pint jar process recommendations for 12-ounce jars. Use quart jar process recommendations for 24-ounce jars.

K. Jars may be opened and examined for quality. Jars must be sealed when entered. A sticker will be used to indicate the jar has been opened. Please bring ring so that a jar that has been opened can be covered properly for display.

L. The Food Preservation Division Champion and Reserve Champion may be designated by the judge from all entries receiving a purple ribbon.

**Classes (entry for each class is one jar):**

- \*1501 - Sweet Spreads (fruit and/or vegetables), Syrups
- \*1502 - Fruits, Juices, Fruit Mixtures (salsa, pie filling, etc.)
- \*1503 - Tomatoes, Tomato Products, Tomato Juice, Tomato Salsa
- \*1504 - Low Acid Vegetables (green beans, corn, etc., or vegetable mixtures)
- \*1505 - Pickles (fruit or vegetable), Fermented Foods, Relishes, Chutney
- \*1506 - Meats
- \*1507 - Dried Foods - one kind of dried food, to be in a small canning jar. Suggested amount: 1/3 to 1/2 cup or 3 or 4 pieces per exhibit. All meat jerky must be cooked to an internal temperature of 160 degrees F before or after drying. Dried products must include the recipe and preparation steps. Jerky not heated to an internal temperature of 160 degrees F will be disqualified and not be judged. Heating information can be found at <http://www.ksre.ksu.edu/bookstore/pubs/MF3173.pdf>

Judging Time: Tuesday - 12:30 p.m.

**Division Rules:**

- A. Members may exhibit only in the phase they are enrolled in and are limited to 3 entries per phase.
- B. All work must show originality. Leaf collections and displays should not closely resemble work done by others in the same club.
- C. All leaf exhibits are to be mounted on 8½" x 11" heavy stock paper and placed in loose leaf binders. (Magnetic or adhesive filler sheets for photographic prints are recommended.) Twigs and fruit collections may be exhibited in whatever manner you choose (maximum exhibit size 2' x 3').
- D. Name, club, age and year in project should be on the front cover or in a prominent location.
- E. Group specimens according to the years collected (such as "old – previous years" and "new"). New specimens are those specimens collected during the current 4-H year and cannot be a duplicate tree species of previously displayed specimens. When replacing a previously displayed sample, due to degradation, improper mounting, or incorrect identification, the specimen label must also be updated. Replacements do not count as new specimens. Replacements should be placed in the "old – previous years" section of the display.
- F. If you retrieve information for your forestry exhibit, you must include a reference citation to the source.
- G. Leaves should be identified with an appropriate label located near the leaf on the same page. Label should include proper common name as listed in the 4-H bulletin 334, "List of Native Kansas Forest Trees" (available from the Extension Office); location (city and/or county) where collected, and date (day, month, year) collected. Divide specimens into the following sections: Native Kansas Trees and Non-Native Trees.
- H. Exhibit one complete leaf where possible. Where leaf is too large, exhibit as much as possible. Sketch in reduced scale the entire leaf and illustrate where the exhibited portion comes from. A "leaflet" is incorrect when displayed as the complete leaf for the tree.
- I. Variations of varieties do not count as different species or specimens.
- J. The Forestry Division Champion and Reserve Champion may be designated by the judge from Class Champions and Reserve Class Champions in classes 1600-1605.

**Leaf Collection Classes:**

- \*1600 - Beginning (Choose either A or B)
- A. Exhibit a minimum of 10 different leaves from native Kansas trees collected within the year. Exhibit can include non-native leaves in addition to the required number of leaf specimens collected from native Kansas trees.
  - B. Exhibit a minimum of 5 native Kansas trees showing leaf, twig, and fruit from each species collected.
- \*1601 - Intermediate (Choose either A or B)
- A. Exhibit a minimum of 20 different leaves (including 10 new specimens) from native Kansas trees. Exhibit can include non-native leaves in addition to the required number of leaf specimens collected from native Kansas trees.
  - B. Exhibit a minimum of 10 native Kansas trees showing leaf, twig, and fruit from each species collected. This exhibit must include 5 new leaf, twig, and fruit specimens.
- \*1602 - Senior (Choose either A or B)
- A. Exhibit a minimum of 30 different leaves (including 10 new specimens) from native Kansas trees. Exhibit can include non-native leaves in addition to the required number of leaf specimens collected from native Kansas trees.
  - B. Exhibit a minimum of 15 native Kansas trees showing leaf, twig, and fruit from each species collected. This exhibit must include 5 new leaf, twig, and fruit specimens.
- \*1603 - Advanced (Choose either A or B)
- A. Exhibit a minimum of 40 different leaves (including 20 new specimens) from native Kansas trees. Exhibit can include non-native leaves in addition to the required number of leaf specimens collected from native Kansas trees.
  - B. Exhibit a minimum of 20 native Kansas trees showing leaf, twig, and fruit from each species collected. This exhibit must include 10 new leaf, twig, and fruit specimens.

**How A Tree Grows Class:**

- \*1604 - Entry may include a project notebook with 10 or more seeds collected with pictures showing a germination study or mounting of a thin section of wood cut from the end of a log or top of stump labeled with information such as kind of wood and age of tree when cut or exhibits an illustration of how a tree grows.

**Tree Appreciation Class:**

- \*1605 - Entry may include a research or reporting project notebook with no more than 10 pages based on the exhibitor's selected tree. This notebook may include sketches, drawings, pictures, a story, or any other things which will help tell about the tree you have selected.

Judging Time: Tuesday - 12:30 p.m.

**Division Rules:**

- A. Exhibitor is limited to only one of the first four geology classes (1700 - 1703) and one of the lapidary classes (1705-1709). Exhibitor may also enter in geology class 1704 and 1710.
- B. The exhibit box should be 18" x 24" x 3½". If a box has a sliding cover, it must be removable from the top. Screws, locks or other devices that would prevent judges from removing the cover should not be used. Cover must be Plexiglas. For Lapidary classes 1705-1709 only, the dimensions of the box should be appropriate for the display, but should not exceed 18" x 24" x 3½".
- C. All specimens are to be arranged across the narrow (18") dimension of the exhibit box.
- D. Each exhibitor is required to identify each display box by placing an identification label bearing name, county, and number of specimens in the upper left-hand corner of the Plexiglas cover (inside - use clear double-sided tape to adhere gummed labels), and by attaching a label with the same information on the lower right corner of the box (outside).
- E. The Geology and Lapidary Division Champion and Reserve Champion may be designated by the judge from Class Champions and Reserve Class Champions in classes 1700-1710.

**Geology Rules:**

- A. Geology specimens should be labeled with the number of the specimen, date collected, specimen name or description, and the county where collected.
- B. Specimens in classes 1700 -1703 should be mounted in the box by proper groups - rocks, minerals, fossils.
- C. All of the specimens in classes 1700 - 1703 and 1710 must be collected (not purchased) from locations in Kansas with the exception of Tri-State Mining area specimens collected from these three adjacent counties: Ottawa County, OK; Newton and Jasper Counties, MO. Other out-of-state specimens will not count in the minimum number for the class, nor will they be considered in judging.
- D. Fossils must be identified to the Phylum, Class and Genus level. Genus name is to begin with a capital letter. Species name is all lower case. Genus and species names must either be italicized or underlined, not both. The words "phylum, class, genus" on labels are to be spelled out, not abbreviated.

E. More than one specimen of the same kind of rock or mineral or species of a fossil may be exhibited if this duplication represents different geological formations. Specimen label must show this distinction (Fort Hays limestone, not just limestone; calcite from the Greenhorn Formation, not just calcite; Phylum: Brachiopoda Class: Articulata Genus: Composita from the Morrill Limestone Member, not just Phylum: Brachiopoda Class: Articulata Genus: Composita).

**Geology Classes:**

- \*1700 - Display at least 15 different rocks, minerals or fossils collected during the current 4-H year. Limited to one standard exhibit box.
- \*1701 - Display at least 30 different rocks, minerals or fossils; at least 5 of each. Fifteen must be collected during the current 4-H year. Limited to one standard exhibit box.
- \*1702 - Display at least 45 rocks, minerals or fossils; at least 5 of each. Fifteen must be collected during the current 4-H year. Exhibit limited to two standard exhibit boxes. Identify the rocks as igneous, metamorphic, or sedimentary. These rock types must be spelled out on labels or have a legible key.
- \*1703 - Display at least 60 rocks, minerals, or fossils, at least 5 of each. Fifteen must be collected during the current 4-H year. Exhibit limited to two standard exhibit boxes. Identify the rocks as igneous, metamorphic, or sedimentary. These rock types must be spelled out on labels or have a legible key.
- \*1704 - Educational exhibit relating geology to everyday living; or to a mineral test, a rock formation, geological history, species of a fossil, forms of one mineral, a variation of one kind of rock, archeological artifacts, or Indian artifacts. Exhibit limited to 4 feet of table space. Digital formats are accepted. Please make arrangements for the judge to view your exhibit and have a hard copy for display.
- \*1710 - Mineralogy. Display a minimum of 15 mineral specimens collected in Kansas, at least 5 of which have been collected during the current 4-H year. The minerals are to be grouped by mineral class (ie: Carbonates, Oxides, Silicates) and at least 3 classes must be represented. The member must use one standard display box. The specimens must be labeled with the number of the specimen, date collected, name of specimen, county where collected and chemical composition (ie: CaCO<sub>3</sub> for calcite) if known.



**Lapidary Rules:**

A. The lapidary will be judged on the following criteria:

- |                                 |           |
|---------------------------------|-----------|
| 1. Workmanship and Content      | 60 points |
| 2. Presentation and Showmanship | 30 points |
| 3. Accuracy of Information      | 10 points |

B. All lapidary specimens should be labeled with the following information:

1. Specimen name
2. Place of origin (country, state, or county; county required for Kansas specimens)
3. Purchased or self-collected
4. Date lapidary treatment began
5. Date lapidary treatment completed (treatment completed after the fair is considered a new year specimen)

**Lapidary Classes:**

- \*1705 - Display at least 5 varieties of polished (tumbled) specimens and 5 varieties of unpolished specimens that have not yet received lapidary treatment. These do not have to be an example of “before and after”, nor do they have to be self-collected.
- \*1706 - Display before-and-after examples of at least 3 varieties of specimens, at least 2 tumble-polished and 2 unpolished of each. There is no requirement that the member collect any of these. Lapidary work must be done during the current 4-H year.
- \*1707 - Display before-and-after examples of at least 6 varieties of specimens, at least 2 tumble-polished and 2 unpolished of each. At least 2 varieties should be collected from the native site by the member, at least one of which comes from Kansas. Lapidary work on at least 3 varieties should be done during the current 4-H year.
- \*1708 - Display before-and-after examples of at least 9 varieties of specimens, at least 2 tumble-polished and 2 unpolished of each. At least 3 varieties should be collected from the native site by the member, at least 2 of which come from Kansas. Lapidary work on at least 3 varieties should be done during the current 4-H year.
- \*1709 - Exhibit at least 6 specimens that have not previously been exhibited, which have received lapidary treatment. Lapidary treatment may consist of polishing, and end, face, or flat lapping. Specimens must represent at least 3 different varieties and include at least 3 cabochons of any size or shape, only one of which may be free-formed. A cabochon is a style of cutting in which the top of the stone forms a domed or curved convex surface. Three of the specimens must be mounted into jewelry findings.

Judging Time: Tuesday - 4:00 p.m.

**Division Rules:**

A. Be sure to read the general rules, livestock rules, livestock health rules, and livestock and project auction guidelines at the front of this book.

B. Use Dairy and Market Goat Entry Form for all classes in the Goat Division. All Dairy and Market Goat Entry Forms must be turned in to the Fair Office by 2:00 p.m. Tuesday.

**Dairy Goat Rules:**

A. Goats must be owned and in possession of 4-H member by May 1.

B. All dairy animals will be shown by breed.

C. All Junior Does are animals that are not in milk or have not previously freshened. All Senior Does are animals that are in milk or have previously freshened.

D. In determining the age class in which the animal is shown, the cutoff date will be the date of the fair.

E. Lactating milkers may be brought in by 2:00 p.m. on Tuesday and released following the show. Those entries are to be made with the superintendent on Tuesday between 2:00 - 3:00 p.m.

F. Limit two animals per class, not to exceed five in total.

G. Dairy Goat Division Champion and Reserve Champion may be designated by the judge from Champions and Reserve Champions in each breed.

**Dairy Goat Classes:**

- \*800 - Junior Doe under 5 months
- \*801 - Junior Doe 5 months to under 8 months
- \*802 - Junior Doe 8 months to under 12 months
- \*803 - Junior Doe 12 months to under 24 months
- \*804 - Senior Doe up to 24 months
- \*805 - Senior Doe 24 months and older
- Division Champion Dairy Goat Class

**Breeding Goat Rules:**

A. Limit five breeding market goats per exhibitor.

B. Breeding Goat Division Champion and Reserve Champion may be designated by the judge from 1<sup>st</sup> and 2<sup>nd</sup> blues in classes 811-814.

**Breeding Goat Classes:**

- 811 - Doe 0-6 months
- 812 - Doe 7-12 months
- 813 - Doe 13-24 months
- 814 - Doe 2 plus years
- Division Champion Breeding Goat Class



**Market Goat Rules:**

A. ALL MARKET GOATS MUST WEIGH AT LEAST 60 POUNDS AT FAIR WEIGH-IN TO SELL AT THE FAIR AND TO SHOW FOR CHAMPION.

B. Market goats should be individually owned by the exhibitor and identified by an ear tag or tattoo, preferably an official state 4-H sanctioned ear tag. Market goats must be tattooed or tagged by *May 26*.

C. Wether and doe kids will be allowed to show in market classes.

D. Temporary incisors must be in place on market animals and there should be no evidence of breaking of the skin or eruption of permanent incisors.

E. Dehorning is preferred. If not dehorned, the horns must be tipped and rounded (not less than the diameter of a dime at the end) prior to arrival on the grounds.

F. Market goats must be slick shorn and of uniform length not to exceed 3/8 inch from knee and hock up at time of arrival.

G. Limit five market goats per exhibitor.

H. Weight breaks and classes will be posted as soon as possible outside the Fair Office on Tuesday. Additional classes will be added as needed separated on weight breaks.

I. Market Goat Division Champion and Reserve Champion may be designated by the judge from class 807.

**Market Goat Classes:**

806 - Lightweight Market Goat Class (all market goats not meeting the weight requirement of 60 pounds will show in this class)

807 - Market Goat

**Goat Showmanship Rules:**

A. 4-H member must show their own animal.

B. 1<sup>st</sup> and 2<sup>nd</sup> blues from classes 815-817 will compete to determine Goat Showmanship Champion and Reserve Champion who will move on to the Round Robin Contest. Showmanship ribbons will be awarded.

**Goat Showmanship Classes:**

815 - Goat Showmanship (14 & older)

816 - Goat Showmanship (10-13 year olds)

817 - Goat Showmanship (7-9 year olds)

- Champion Goat Showmanship Class

Judging Time: Tuesday - 1:30 p.m.  
(Conference Method)

**Division Rules:**

A. A 4-H Clothing label containing the name, county and class shall be sewn or safety pinned to the article on the underside near a corner or edge. In cases where furniture is used a 4-H Clothing label is to be taped or tied to the exhibit.

B. Educational Poster, Display or Notebook may include swatches, colors, stories, photographs, and project records which detail what was accomplished this year with a given indication of long-term plans. See guidelines for displays and posters on Page 18.

C. The Home Environment Division Champion and Reserve Champion may be designated by the judge from Class Champions and Reserve Class Champions in classes 1800-1802.

**Classes:**

\*1800 - Single Exhibit: article made or refinished by the member for the home. Attach a 3" x 5" index card explaining how the item was made or refinished, costs involved and how it fits into the color and design of the room.

\*1801 - Educational Poster or Display

\*1802 - Notebook

Judging Time: Monday - 7:00 p.m. at Fairgrounds arena

**Division Rules:**

A. Be sure to read the general rules, livestock rules, and livestock health rules at the front of this book.

B. All classes are limited to those 4-H members enrolled in the horse project who own or lease a horse which was identified on a 4-H form by May 1 of the current year.

C. *4-H members may exhibit two horses per conformation class, not to exceed five horses total in conformation classes. Members can exhibit only one horse per class in all other classes.*

D. Horses will be released following the completion of judging.

E. Use Horse Entry form for all classes in the Horse Division.

F. Horse exhibitors are encouraged to submit a 4" x 6" picture of themselves with their horse(s) with the pre-entry form. (One picture may be submitted for each horse being shown.) These photos will be displayed with results at the fair.

G. HORSES SHOWN AT THE EXHIBITOR'S OWN RISK.

H. Geary County Extension Agents, Fair Staff, Fair Board members, and Extension Council members are not responsible for any injuries or accidents involving horses, exhibitors or equipment while on the fairgrounds.

I. All exhibitors are asked to refrain from allowing their horses to be ridden by any other person while at the fair.

J. The use of protective headgear, in place of a hat, is the optional choice of exhibitors in any and all Western classes, including judged and timed classes.

K. The age of a horse is determined as of January 1 of the year in which it is born.

L. Stallions may be exhibited only in the weanling or yearling halter classes.

M. The Horse Division Champion and Reserve Champion may be designated by the judge based on 1<sup>st</sup> and 2<sup>nd</sup> purples in classes 1900-1904. If a member has two horses to go back in the arena, the member must have another Horse Project member show the second horse. No overall performance champion will be designated.

N. 1<sup>st</sup> and 2<sup>nd</sup> purples from classes 1910-1912 will compete to determine Horse Showmanship Champion and Reserve Champion who will move on to the Round Robin Contest. Showmanship ribbons will be awarded.

**Conformation Classes:**

1900 - Weanling (born in 2016)

1901 - Yearling (born in 2015)

1902 - Two Year Old (born in 2014)

1903 - Three Year Old and Older Mare (born in 2013 or before)

1904 - Three Year Old and Older Gelding (born in 2013 or before)

-Division Champion Horse Class

**Showmanship Classes:**

1910 - Showmanship (14 and older)

1911 - Showmanship (10-13 year olds)

1912 - Showmanship (7-9 year olds)

-Champion Horse Showmanship Class

**Performance Classes:**

1920 - Walk/Trot - beginners only (7-9 year olds)

1921 - Walk/Trot - beginners only (10-13 year olds)

1922 - Walk/Trot Horsemanship (10-13 year olds)

1923 - Walk/Trot Horsemanship (7-9 year olds)

1924 - Horsemanship (14 & older)

1925 - Horsemanship (10-13 year olds)

1926 - Horsemanship (7-9 year olds)

1927 - Western Pleasure (14 & older)

1928 - Western Pleasure (10-13 year olds)

1929 - Western Pleasure (7-9 year olds)

1930 - English Pleasure (14 & older)

1931 - English Pleasure (10-13 year olds)

1932 - English Pleasure (7-9 year olds)

1933 - Reining (14 & older)

1934 - Reining (10-13 year olds)

1935 - Reining (7-9 year olds)

**Timed Event Classes:**

1950 - Barrels (14 & older)

1951 - Barrels (10-13 year olds)

1952 - Barrels (7-9 year olds)

1953 - Flags (14 & older)

1954 - Flags (10-13 year olds)

1955 - Flags (7-9 year olds)

1956 - Pole Bending (14 & older)

1957 - Pole Bending (10-13 year olds)

1958 - Pole Bending (7-9 year olds)

1959 - Kegs (14 & older)

1960 - Kegs (10-13 year olds)

1961 - Kegs (7-9 year olds)

**Trail Classes:**

1970 - Trail (14 & older)

1971 - Trail (10-13 year olds)

1972 - Trail (7-9 year olds)

**Costume Class:**

1940 - (open to all 4-H Horse project members)

Dress up! Pretty much anything goes. The costume should be chosen wisely with safety kept in mind. It should never interfere with the entrant's ability to control the horse, or the horses' ability to move at a walk and trot. The horse should be introduced to their costume before the fair so that they may become used to the costume and any adjustments can be made. The horse may be led into the class by hand or ridden. All entrants will enter the class at a walk on the rail, and continue at a walk unless otherwise directed by the judge. They will line up and face the judge for placings. This class will be judged 75% on creativity, originality, and humor – and 25% on manners and suitability.

Judging Time: Tuesday - 2:30 p.m.

**Division Rules:**

- A. A maximum of 10 entries may be exhibited in Horticulture. Each entry must be a different variety.
- B. Exhibiting Fruits and Vegetables bulletin is available from the Extension Office for help.
- C. Entries can be brought in Monday from 4:00 p.m. to 7:00 p.m. or Tuesday by 11:00 a.m.
- D. Quality and condition of exhibits will be considered.
- E. Use a sturdy plate, bowl or container that will support the weight of the produce. Secure entry card to plate or container with string or tape.
- F. Canned products and shelled vegetables are not to be exhibited.
- G. The Horticulture Division Champion and Reserve Champion may be designated by the judge from Class Champions and Reserve Class Champions in classes 2000-2009.

**Garden Display Rules:**

- A. Limited to four square feet of space.
- B. Must be exhibited in a tray, basket or container that can be easily moved by the fair staff.
- C. Exhibit shall consist of five different types of fresh vegetables or fruits.
- D. Only one variety of each type of vegetable or fruit may be exhibited.
- E. The numbers of the five types of vegetables or fruits to be exhibited are as follows:
  1. Large Vegetables (one each) – cabbage, cantaloupe, eggplant, large pumpkin, squash, watermelon, or similar size vegetable
  2. Medium Vegetables (five each) – beets, carrots, cucumbers, decorative gourds, miniature pumpkins, okra, onions, peppers, potatoes, sweet potatoes, tomatoes, or similar size vegetable
  3. Small Vegetables (twelve each) – green snap beans, wax beans, English peas, radishes, or similar size vegetable
  4. Small Fruits (one half pint box) – strawberries, blackberries, raspberries, or similar size fruit
  5. Tree Fruits (five each) – apples, pears, peaches, or similar size fruit
  6. Grapes (two bunches)

**Garden Display Class:**

\*2000 - Garden Display

**Individual Entry Classes:**

- \*2001 - Small vegetable specimen plate (12) Ex: green snap beans, yellow wax beans, radishes, or other small vegetable
- \*2002 - Medium vegetable specimen plate (5) Ex: cucumbers, cherry tomatoes, tomatoes, beets, white onions, yellow onions, red onions, bell peppers, other peppers, okra, parsnips, turnips, sweet potatoes, red potatoes, white or Russet potatoes, carrots, miniature pumpkins, decorative gourds, or other medium vegetable
- \*2003 - Large vegetable specimen plate (1) Ex: watermelon, summer squash, winter squash, large type pumpkin, eggplant, cabbage, cantaloupe, or other large vegetable
- \*2004 - Fresh Culinary herbs (6 stems) Ex: parsley, basil, dill, etc. Six stems (or a comparable quantity) of one variety of fresh herbs must be exhibited in a disposable container of water. Dried herbs are not accepted.
- \*2005 - Small fruits (one half pint box) Ex: strawberries, blackberries, raspberries, or other similar size fruit (if other, please include name of fruit on entry)
- \*2006 - Tree fruits (plate of 5) Ex: apples, pears, peaches, or similar size fruit
- \*2007 - Grapes (plate of 2 bunches)
- 2008 - Educational Poster/Display (see guidelines for displays and posters on Page 18)
- \*2009 - Horticulture Notebook – Entry shall consist of a notebook or three ring binder of written narrative describing a horticulture project such as a landscape design, landscape installation, lawn renovation, water garden, vegetable garden, lawn mowing service, landscape maintenance business, farmer’s market business, or other horticultural project. 4-H members are encouraged to include photographs, illustrations and/or landscape drawings that help explain work done by the member. Photos taken from the same location before, during and after the completion of the project are particularly helpful. Scoring is based on the following criteria: Organization and General Appearance (neat, includes title page and table of contents, original, creative, etc.) 20%, Narrative (including goals, successes, failures, etc.) 40%, General Content (subject matter, photos, maps, knowledge gained, etc.) 40%.

**Contest Rules:**

A. 4-H members are not required to be enrolled in a specific project in order to participate in the judging contests on the county level or state level.

**Livestock Judging Contest:**

Class 2100

Contest will be held in the livestock arena on Thursday, July 27, at 11:30 a.m. Sign-up for the contest will be from 11:00-11:20 a.m. outside the Fair Office.

**Horticulture Judging Contest:**

Class 2101

Contest will be held Wednesday, July 26, at 10:00 a.m. 4-H members can begin judging any time after the start of the contest, but all forms must be turned in by noon. Official placings and explanation will be made available at noon.

**Photography Judging Contest:**

Class 2103

Contest will be held Wednesday, July 26, at 10:00 a.m. 4-H members can begin judging any time after the start of the contest, but all forms must be turned in by noon. Official placings and explanation will be made available at noon.

Judging Time: Tuesday - 11:00 a.m.

(Conference Method optional)

**Division Rules:**

A. Exhibits may be entered in any project in which there is no special department.

B. Use imagination in preparing the exhibit.

C. Label everything included for identification purposes.

D. See guidelines for displays and posters on Page 18.

E. Meeting with the judge for conference-style judging is optional. If you would like to conference with the judge, sign up for a time when you enter your exhibits.

F. Division Champion and Reserve Champion may be designated by the judge from all entries in Section A. Division Champion and Reserve Champion may also be designated by the judge from all entries in Section B.

**Section A (Notebooks, Posters, and Displays) Rules:**

A. Members may exhibit two entries per 4-H project.

**Section A (Notebooks, Posters, and Displays)**

**Classes:**

2400 - Notebook (7-9 year olds)

2401 - Poster (7-9 year olds)

2402 - Display (7-9 year olds)

2410 - Notebook (10-13 year olds)

2411 - Poster (10-13 year olds)

2412 - Display (10-13 year olds)

2420 - Notebook (14 & older)

2421 - Poster (14 & older)

2422 - Display (14 & older)

**Section B (Building Creations) Rules:**

A. Members may exhibit a maximum of two entries.

B. Building creations (Legos, K'nex, etc.) should be no larger than 24" x 24" x 24".

C. It is suggested that the displays be covered with plastic wrap or enclosed in plexiglass for protection.

D. Creations will be judged on theme, neatness, creativity and display.

**Section B (Building Creations) Classes:**

2425 - Building Creation made from kit

2426 - Building Creation original design

Judging Time: Tuesday - 10:00 a.m.

**Division Rules:**

A. All books should be complete from October 1 to present.

B. The Club Notebooks Division Champion and Reserve Champion may be designated by the judge from Class Champions and Reserve Class Champions in classes 2500-2504.

**Classes:**

2500 - Secretary's Book

2501 - Reporter's Notebook

2502 - Historian's Notebook

2503 - Treasurer's Book

2504 - Club Project Notebook

**Judging Time:**

Tuesday - 10:00 a.m. - Aquarium Pets and Hand Pets  
Wednesday - 1:30 p.m. - Cat Show

**Division Rules:**

A. Members may enter one exhibit per class.

**Cat Rules:**

A. A copy of proof of current vaccination (vaccination certificate or health certificate) signed by a veterinarian must be submitted to the Extension Office with pre-registration for cats being entered in the cat show.

B. Cats will be brought in time for show on Wednesday and will be released immediately following the Cat Show.

C. All cats must be brought in a cage or box.

D. Cat exhibitors are encouraged to submit a 4" x 6" picture of themselves with their cat(s) with the pre-entry form. (One picture may be submitted for each cat being shown.) These photos will be displayed with results at the fair.

E. Judge may designate a Division Champion and Reserve Champion Cat from classes 2600-2603.

**Cat Classes:**

2600 - Kitten 4-8 months old, short hair

2601 - Kitten 4-8 months old, long hair

2602 - Cat, short hair

2603 - Cat, long hair

**Cat Showmanship Rules:**

A. Members must show their own animal

B. Judge may designate a Cat Showmanship Champion and Reserve Champion from all entries.

**Cat Showmanship Classes:**

2620 - Cat Showmanship (14 & older)

2621 - Cat Showmanship (10-13 year olds)

2622 - Cat Showmanship (7-9 year olds)

**Pet Rules:**

A. No live animals allowed.

B. See guidelines for displays and posters on Page 18.

C. Judge may designate a Division Champion and Reserve Champion for educational posters or exhibits from classes 2605-2606.

**Pet Classes:**

2605 - Aquarium Pets - Educational Poster or Display

2606 - Hand Pets - Educational Poster or Display

**Judging Time:** Tuesday - 10:30 a.m.

(Conference Method)

**Division Rules:**

A. Black and white prints and color photographic prints may be exhibited.

B. Photographs entered must be the result of the current year's project work by the 4-H member. Photo images must be taken by the 4-H member (exhibitor).

C. 11" x 12½" studio matte boards with a cellophane bag may be purchased from the Extension Office for \$1.25 per set.

D. Appropriate photo subject matter: Photograph subject matter is expected to follow 4-H standards. For a sense of prohibited subject matter, review the Kansas 4-H member Code of Conduct; in general, if it is not allowable at a 4-H event, it is not allowable in a 4-H photograph at the fair.

E. Photos with live subject(s) on railroad right of way or taken from railroad right of way property will not be displayed in 4-H photography and will be disqualified and not judged.

F. The Photography Division Champion and Reserve Champion may be designated by the judge from Class Champions and Reserve Class Champions in classes 2700-2721.

**Photo Mounting and Display Instructions:**

A. Photos MUST be mounted across the narrow (11 inch) dimension of an 11" x 12½" sheet of white or cream studio matte board.

B. The top edge of the print must be 1 inch below the top of the mount. Sides of the print must be equal distance from the two sides of the mount.

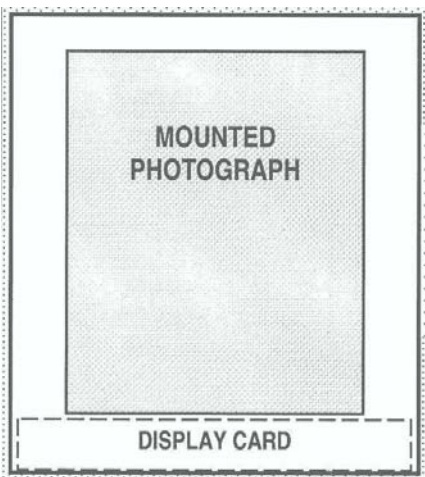
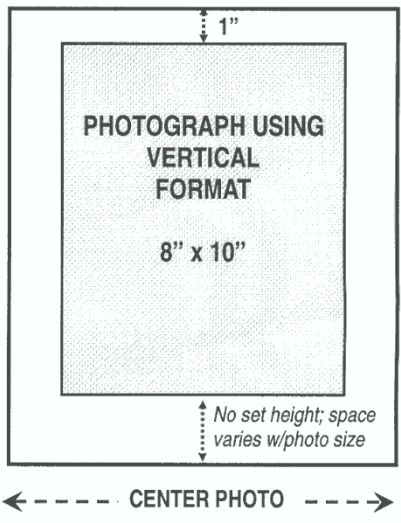
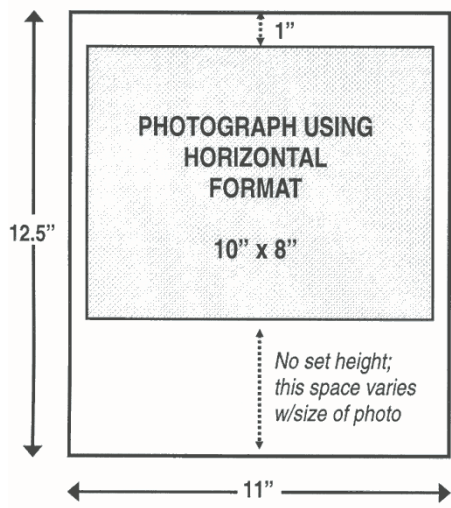
C. A permanent mount must be made using photographic adhesive. Tape and photo corners are not acceptable for mounting.

D. DO NOT cut studio matte board in any way.

E. Each photo must be exhibited in a cellophane bag; place mounted photograph, display and exhibit cards all inside the bag. Display Card should be in front of photograph as shown (DO NOT ATTACH), and regular Exhibit Card behind photo mount.

F. On the back of the mount, write; the exhibitor's name, photo class, and county.





**General Class Rules:**

- A. Each 4-H member is limited to 5 entries per class.
- B. All photos must be no larger than 8" x 10" and no smaller than 7" x 9" after trimming.
- C. NO lettering is permitted on the front of the mount or on the photo. (This includes date/time stamp on photos.) No underlay or borders are to be used. Remove white border from the photo print before mounting.
- D. Improperly mounted photos, oversize or undersize photos, or photos with the white borders not removed or lettering (including dates) on the photo will be awarded a ribbon one placing lower than the placing determined by the official judges.
- E. Photographs taken with a digital camera and having no more adjustments than exposure, color intensity or correction, one click filter effects, red eye removal, cropping, dodging and burning should be entered in the standard color or black and white classes. HDR photos are to be entered in the standard photo classes.
- F. Photos entered in any class at the Geary County Free Fair may be used in the Fair Photography Judging Contest.

**General Classes:**

- \*2700 - For color photos (film or digital) taken by 4-H member with 3 years or less in the project.
- \*2701 - For color photos (film or digital) taken by 4-H member with 4 to 7 years in the project.
- \*2702 - For color photos (film or digital) taken by 4-H member with 8 or more years in the project.
- \*2703 - For black and white photos - all levels of experience. This class is for black and white prints only. Monochromatic prints, including sepia prints are considered color photos and must be entered in the appropriate color photo class.
- \*2704 - Digital Composite Image: Finished photo must be created from two or more original images photographed by the exhibitor. HDR photos do not qualify for this class. Photos will be judged on photographic merit as well as manipulation technique and process. Exhibitor must include a second 11" x 12 1/2" matte board mounted with standard size prints of the original photos, 3" x 5" card(s) explaining what manipulation was done, and a standard size print of the final photo. May include additional photos (standard size and may be layered) showing editing steps. Place both matte boards in the same cellophane bag.

**Special Class Rules:**

- A. Photos used in Classes 2720 and 2721 should not be enlarged, labeled, or cropped.

**Special Classes:**

- 2720 - Photo Story - This should be a series of 3 to 10 photos which tell a story. They should be mounted on poster board or photo mount no less than 11" x 14" and no larger than 16" x 20" with the title of the story and the 4-H member's name printed in the front lower right-hand corner.
- 2721 - Photo Illustration of a 4-H Project - This should be a series of 3 to 10 photos which illustrate the development of another 4-H project. They should be mounted on poster board or photo mount no less than 11" x 14" and no larger than 16" x 20" with the 4-H project title and the 4-H member's name in the front lower right-hand corner.

Judging Time: Wednesday - 8:00 a.m.

**Division Rules:**

- A. Be sure to read the general rules, livestock rules, and livestock health rules at the front of this book.
- B. Members may not enter more than twelve pens of poultry. Not more than four pens may be entered in any one class.
- C. The Kansas Poultry Disease Act requires that all chickens and turkeys going to public exhibit show proof of freedom from pullorum-typhoid diseases. All chickens and turkeys must be tested every year. **FAILURE TO COMPLY WILL DISQUALIFY EXHIBIT AND IT WILL NOT BE ALLOWED TO BE SHOWN.** Further details on poultry testing will be provided to poultry members.
- D. Any poultry shown at the fair must have been owned and in the possession of the 4-H member before June 1 of the current year.
- E. Members will be responsible for cleaning pens for their poultry during the fair and before taking poultry home. If not cleaned the member will forfeit any premium money earned at the fair. Check with adult superintendent of the division for clearance on completion of clean up.
- F. Use Livestock Entry Cards for all classes in the Poultry Division. All Livestock Entry Cards must be turned in to the Fair Office by 2:00 p.m. Tuesday.
- G. Judging of classes 2800-2830 will be done primarily on the basis of exhibition qualities as described in "The American Standard of Perfection". Disqualification will bar competition in these classes. Judging of classes 2840-2844 will be done on the basis of production qualities only.
- H. Class Champion and Class Reserve Champion may be chosen from pigeons, bantams, standard birds, waterfowl, and other poultry. These Champions and Reserve Champions will then compete for Division Champion and Reserve Champion.

**Pigeon Classes:**

- 2800 - Pigeon - Old Cock (hatched in previous calendar year)
- 2801 - Pigeon - Old Hen
- 2802 - Pigeon - Young Cock (hatched in this calendar year)
- 2803 - Pigeon - Young Hen

**Bantam Classes:**

- \*2810 - Pullet
- \*2811 - Hen
- \*2812 - Cockeral
- \*2813 - Rooster

**Standard Bird Classes:**

- \*2814 - Pullet
- \*2815 - Hen
- \*2816 - Cockeral
- \*2817 - Rooster

**Waterfowl Classes:**

- \*2820 - Ducks, all breeds; 1 bird of either sex
- \*2821 - Geese, all breeds; 1 bird of either sex

**Other Poultry Classes:**

- \*2830 - Turkeys, all breeds; 1 bird of either sex
- 2831 - Pheasants, all breeds; 1 bird of either sex
- 2832 - Guineas, all breeds; 1 bird of either sex
- 2833 - Other Poultry; 1 bird of either sex

**Pen of 3 Classes:**

- \*2840 - Production Pullets - Pen of 3 Standardbred, crossbred, or strain cross pullets to be judged on egg production qualities
- \*2841 - Production Hens - Pen of 3 Standardbred, crossbred, or strain cross pullets to be judged on egg production qualities
- \*2842 - Dual Purpose Pullets - Pen of 3 such as Rhode Island Reds, New Hampshire, Plymouth Rocks, etc.
- \*2843 - Dual Purpose Hens - Pen of 3 such as Rhode Island Reds, New Hampshire, Plymouth Rocks, etc.
- 2844 - Meat-type Chickens - Pen of 3 Standardbred, crossbred, or strain cross birds of the same sex to be judged on meat production qualities only

**Showmanship Rules:**

- A. Member must show their own animal.
- B. Judge may designate a Poultry Showmanship Champion and Reserve Champion from Class Champions and Reserve Champions in classes 2850-2852.

**Showmanship Classes:**

- 2850 - Poultry Showmanship (14 & older)
- 2851 - Poultry Showmanship (10-13 year olds)
- 2852 - Poultry Showmanship (7-9 year olds)



Judging Time: Wednesday - 8:30 a.m.

**Division Rules:**

A. Members may not enter more than twelve rabbits. Meat Pen will count as one rabbit and members may only exhibit one meat pen.

B. Any rabbit shown at the fair must have been owned and in the possession of the 4-H member before June 1 of the current year.

C. Each rabbit is to be legibly and permanently tattooed in its left ear for identification.

**D. Age definitions:**

1. PRE-JUNIOR (under 3 months) classes only available in the following breeds: Argente Braun, Beveren, Blanc de Hotot, Californian, Champagne D'Argent, Checkered Giant, American Chinchilla, Giant Chinchilla, Cinnamon, Creme D'Argent, New Zealand, and Palomino.
2. JUNIOR (under 6 months)
3. INTERMEDIATE (6-8 months) classes only available in the following breeds: American, Giant Angora, Argente Braun, Beveren, Blanc de Hotot, Californian, Champagne D'Argent, Checkered Giant, American Chinchilla, Giant Chinchilla, Cinnamon, Crème D'Argent, Flemish Giant, English Lop, French Lop, New Zealand, Palomino, Satin, and Silver Fox.
4. SENIOR (six months of age or over for breeds other than those listed as having Intermediate classes, eight months of age or over for breeds having Intermediate classes)

E. All rabbits will be divided into classes by ages and judged according to their breed standard as listed in the ARBA "Standard of Perfection". Only breeds recognized by ARBA may be shown, no mixed breed rabbits will be allowed.

F. Each breed will be given a Best in Breed if the judge deems the entries worthy. Division Champion and Division Reserve Champion will be chosen from the rabbits deemed Best in Breed.

**Rabbit Classes:**

- \*2900 - Senior Doe - eight months of age and over for breeds with Intermediate classes, six months and over for all other breeds
- \*2901 - Intermediate Doe - only breeds listed previously with Intermediate classes
- \*2902 - Junior Doe - under six months of age
- \*2903 - Pre-junior Doe - only breeds listed previously with Pre-junior classes
- \*2904 - Senior Buck - eight months of age and over for breeds with Intermediate classes, six months and over for all other breeds
- \*2905 - Intermediate Buck - only breeds listed previously with Intermediate classes
- \*2906 - Junior Buck - under six months of age
- \*2907 - Pre-junior Buck - only breeds listed previously with Pre-junior classes
- \*2930 - Meat pen: 3 rabbits all one recognized breed and variety (broken varieties must be same color)  
Minimum weight 3½ lbs. each, maximum weight 5½ lbs each, and not over 70 days of age. Will be judged on their meat qualities, condition, uniformity, and fur.

**Fur Rules:**

A. Fur entries must be made from rabbits that are entered in the regular breed classes 2900-2907.

**Fur Classes:**

- \*2950 - White Normal Fur
- \*2951 - White Satin Fur
- \*2952 - White Rex Fur
- \*2953 - White Wool
- \*2954 - Colored Normal Fur
- \*2955 - Colored Satin Fur
- \*2956 - Colored Rex Fur
- \*2957 - Colored Wool

**Showmanship Rules:**

A. Members must show their own animal.

B. Showmanship age is member's age as of January 1 of the current year.

C. Judge may designate a Rabbit Showmanship Champion and Reserve Champion from Class Champions and Reserve Champions in classes 2960-2962.

**Showmanship Classes:**

- \*2960 - Rabbit Showmanship (14 & older)
- \*2961 - Rabbit Showmanship (10-13 year olds)
- \*2962 - Rabbit Showmanship (7-9 year olds)

Judging Time: Tuesday - 10:00 a.m.  
(Conference Method optional)

**Division Rules:**

- A. May be poster, notebook or free standing display. See guidelines for displays and posters on Page 18.
- B. Use your own imagination in preparing the exhibit.
- C. Label everything in exhibit for identification purposes.
- D. Meeting with the judge for conference-style judging is optional. If you would like to conference with the judge, sign up for a time when you enter your exhibits.
- E. The Reading Division Champion and Reserve Champion may be designated by the judge from all entries.

**Class:**

3000 - Reading project exhibit

Judging Time: Thursday - 9:00 a.m.

**Contest Rules:**

- A. The top two individuals in Beef, Dairy, Goat, Horse, Sheep, and Swine Showmanship will participate in this contest to determine the Champion and Reserve Champion Showmanship competitors.
- B. See Beef, Dairy, Goat, Horse, Sheep, and Swine divisions for qualifying procedures.

**Class:**

3200 - Round Robin Showmanship

Judging Time: Wednesday - 6:00 p.m.

**Division Rules:**

- A. Be sure to read the general rules, livestock rules, livestock health rules, and livestock and project auction guidelines at the front of this book.
- B. Use Sheep & Shepherd's Lead Entry Form for all classes in the Sheep Division. All Sheep & Shepherd's Lead Entry Forms must be turned in to the Fair Office by 2:00 p.m. Tuesday.
- C. The use of artificial coloring, except on hooves, is prohibited.

**Breeding Sheep Rules:**

- A. Members may exhibit two breeding ewes per class, not to exceed five breeding ewes in total.
- B. Each breed will show separately.
- C. Breeding Sheep Division Champion and Reserve Champion may be designated by the judge from Champions and Reserve Champions in each breed.

**Breeding Sheep Classes:**

- 3300A - Spring Breeding Ewe Lamb
- 3300B - Fall Breeding Ewe Lamb
- 3301 - Yearling Ewe
- 3302 - Aged Ewe
- Division Champion Breeding Sheep Class

**Market Lamb Rules:**

- A. ALL MARKET LAMBS MUST WEIGH AT LEAST 100 POUNDS AT FAIR WEIGH-IN TO SELL AT THE FAIR AND TO SHOW FOR CHAMPION.
- B. Each exhibitor may exhibit two market lambs per breed, not to exceed five market lambs in total.
- C. All market lambs must be tagged by *May 26*.
- D. All market lambs will be slick shorn (no more than .2 inch wool) prior to arrival.
- E. Weight breaks and classes will be posted as soon as possible outside the Fair Office on Tuesday. Additional classes will be added as needed separated on weight breaks. Must have three market lambs of one breed to create a purebred class.
- F. Market Lamb Champion and Reserve Champion may be designated by the judge from 1<sup>st</sup> and 2<sup>nd</sup> blues in Purebred Market Lamb Classes (if added), All Other Purebred Market Lamb Class, and Crossbred Market Lamb Class.

**Market Lamb Classes:**

- 3303 - Lightweight Market Lamb Class (all market lambs not meeting the weight requirement of 100 pounds will show in this class, regardless of breed)
- 3304 - Purebred Class (To be named if needed)
- 3305 - Purebred Class (To be named if needed)
- 3306 - Purebred Class (To be named if needed)
- 3307 - All Other Purebred Class
- 3308 - Crossbred Class
- 3309 - Crossbred Class
- 3310 - Crossbred Class
- 3311 - Crossbred Class
- 3312 - Crossbred Class
- Champion Crossbred Market Lamb Class
- Division Champion Market Lamb Class

**Sheep Showmanship Rules:**

- A. 4-H member must show their own animal.
- B. 1<sup>st</sup> and 2<sup>nd</sup> blues from classes 3320-3322 will compete to determine Sheep Showmanship Champion and Reserve Champion who will move on to the Round Robin Contest. Showmanship ribbons will be awarded.

**Sheep Showmanship Classes:**

- 3320 - Showmanship (14 & older)
- 3321 - Showmanship (10-13 year olds)
- 3322 - Showmanship (7-9 year olds)
- Champion Sheep Showmanship Class

**Rate of Gain Contest Rules:**

- A. Open to any 4-H member enrolled in the market lamb project who is a member of a Geary County Community 4-H Club.
- B. Lamb must be weighed at official county weigh-in (beginning weight) and at the fair weigh-in (ending weight).
- C. Lambs must be exhibited at the fair to be eligible.
- D. Winner will be announced during the sheep show.
- E. Name, ADG, and year will be engraved on a plaque kept in the trophy case at the 4-H Building.

Judging Time: Wednesday - 5:30 p.m.

**Division Rules:**

- A. Entries in this class will be limited to those 4-H members enrolled in either the clothing project or the sheep project.
- B. The object of this class is to present sheep in the most attractive manner, to improve the image of the sheep show and to give spectators the opportunity to view well-groomed lambs being shown in halter by attractively dressed 4-H members wearing wool clothing.
- C. Sheep shown in this class must be owned by the 4-H member or a fellow 4-H member, must be entered in the Sheep Division, and must be conditioned, fitted and trained at halter.
- D. Entrants must furnish their own clothing or costume. Each outer garment piece must be made of 80% wool, exclusive of accessories, shirts or blouses. Entrants should select clothing or costume which will be attractive and enhance the class. Wool outfits may be ready made or constructed garments.
- E. A short resume of background and activities of the contestant and a description of the contestant's costume should be turned in with pre-entry by *June 30*.
- F. Basis of judging will include the following:
  - 1. Attractiveness, costume, poise, artistry and originality of decoration.....60%
  - 2. Control & presentation of the lamb.....40%
- G. Division Champion and Reserve Champion may be designated by the judge from all entries.

**Classes:**

- 3400 - Shepherd (14 and older)
- 3401 - Shepherd (7-13 year olds)
- Division Champion Shepherd Class

Judging Time: Tuesday - 10:00 a.m.  
(Conference Method optional)

**Division Rules:**

A. Exhibits in this division are open to educational displays or promotional posters. See guidelines for displays and posters on Page 18.

B. Meeting with the judge for conference-style judging is optional. If you would like to conference with the judge, sign up for a time when you enter your exhibits.

C. Exhibitors must comply with State and Federal laws and fair management policies. No "live" ammunition containing propellant or explosive powders may be used in any exhibit. Artistic substitutes may be used in place of powder and "live" ammunition, *label artistic substitutes on back for clarification*. Exhibits will not be accepted if they are related to reloads.

D. Name, county, age, and year in project should be *on the front of* the exhibit.

E. The Shooting Sports Division Champion and Reserve Champion may be designated by the judge from all entries.

**Classes:**

\*3800 - Educational Display - must be directly related to the 4-H Shooting Sports Project (standard tri-fold boards only, no larger than 4' wide x 3' tall)

\*3801 - Promotional Poster - must promote 4-H Shooting Sports (flat poster no larger than 22" x 30")

Judging Time: Tuesday - 10:00 a.m.  
(Conference Method)

**Division Rules:**

A. The SpaceTech Division Champion and Reserve Champion may be designated by the judge from Class Champions and Reserve Class Champions in classes 3100-3135.

B. All exhibits must have been completed during the current 4-H year.

C. Each member may enter two exhibits per class.

**Astronomy Rules:**

A. Telescopes entered in this division may be built from a kit or by original design. Pre-finished telescopes which require no construction or painting are not acceptable exhibits.

B. Telescopes are limited to no more than six feet in length. They must be placed on a stationary stand that does not allow the telescope to roll and/or fall over. The stand cannot extend past two feet in length or width.

C. Each exhibit must include a "4-H Astronomy Exhibit Information Form", which should be attached to the outside of a 10" x 13" manila envelope. You must also include construction plans of the telescope and place it inside the manila envelope.

D. Two photographs showing telescope construction and operation are required. Photographs should be mounted on one side of an 8½" x 11" page. A brief caption should accompany each photograph. Place photos in the 10" x 13" manila envelope.

E. The telescope must be properly assembled and painted with a smooth and uniform finish. Decals, if used, should be attached smooth and tight.

F. Telescopes designed by the exhibitor must be original, not a modification of an existing kit.

G. Exhibitor's name, county, age, and year(s) in project must be tagged or labeled in a prominent location on the telescope stand.

**Astronomy Classes:**

\*3110 - Telescope made from a kit

\*3111 - Telescope made from original design

**Robotics Rules:**

A. Each robot must be free-standing, without the need for additional supports in order to be moved or exhibited.

B. Robot dimensions should not exceed 2 feet high, by 2 feet wide, by 2 feet deep. Weight may not exceed 15 pounds.

C. All electric components of the robot must be adequately covered or concealed with a protective enclosure. Paper is NOT considered an adequate enclosure or covering for electrical components.

D. Robots may be powered by an electrical, battery, water, air, or solar source only. Junk drawer robots may be powered by a non-traditional power source. Robots powered by fossil fuels/flammable liquids will be disqualified.

E. Remote controlled robots are allowed under certain conditions provided that the robot is not drivable. Remote controlled cars, boats, planes, and/or action figures, etc. are not allowed.

F. Robots that include weaponry of any kind will be disqualified. Weaponry is defined as any instrument, possession or creation, physical and/or electrical that could be used to inflict damage and/or harm to individuals, animal life, and/or property.

G. Each robot must be in operable working condition. The judges will operate each robot to evaluate its workmanship and its ability to complete *tasks as determined by the exhibitor*.

H. Each exhibitor is required to complete the "4-H SpaceTech Robotics Exhibit Information Form". This form must be attached to the outside of a 10" x 13" manila envelope.

I. The exhibit must include written instructions for operation, construction plans, one to three pages of project photographs or a 5 minute CD, DVD, or video presentation, and robot programming information, if applicable. This information should be placed inside the 10" x 13" manila envelope.

J. Creativity, workmanship, and functionality will be strong criteria in judging the "Robot designed by Exhibitor" classes.

K. Exhibitor's name and county must be tagged or labeled in a prominent location on the robot.

#### **Robotics Classes:**

- \*3120 - Robot made from a commercial (purchased) kit
- \*3121 - Robot designed and constructed by exhibitor - the robot must not be a mere modification of an existing robot kit or plan
- \*3122 - Programmable robot made from a commercial (purchased) kit
- \*3123 - Robot designed and constructed by exhibitor *or from a commercial kit* that is operable by a remote controlled device
- \*3124 - Junk Drawer Robotics-based curriculum robot
- \*3125 - Robot designed and constructed by 2 or more 4-H members - The robot must not be a mere modification of an existing robot kit or plan. The robot may be a programmable type that is made from a commercial (purchased) kit. This class is designed to encourage teamwork and cooperation among fellow 4-H members. As with many high tech projects today, no one person designs and builds a robot alone. It takes the brainstorming, planning, problem solving, and cooperation of an entire team to complete a given robotics project.

#### **Rocketry Rules:**

A. All exhibits must comply with the NAR Model Rocket Safety Code, which can be found at <http://www.nar.org> or obtained from the Extension Office.

B. The report that accompanies the rocket must be limited to the 4-H SpaceTech Rocket Exhibit Information Form which is glued to a 10" x 13" envelope. Plans (or a copy of) must be placed inside the envelope. This includes original design rockets. If a rocket kit has been modified structurally, notations need to be given that indicate the changes made, either by notations on the Rocket Exhibit Information Form or by placing notes in the plans.

C. The rocket **MUST HAVE BEEN FLOWN**. If a fire ban is in effect for Geary County, exhibitors are not required to launch their rockets. Launches should not be conducted in winds above 20 mph. Flight damage is to be documented by the participant on the plans or the exhibit information form. The judging of flight damage is to be secondary to all other aspects of the model and only then may it even be considered. However under no circumstances may flight damage be grounds for disqualification.

D. One to five pages of photographs of the rocket at the launch site are required. Photographs showing the rocket at the moment of ignition are preferred. Photographs should be mounted on one side of an 8½" x 11" page. Include at least one photo showing rocket construction, preferably with the exhibitor included. Do not include photos of members catching their rockets as they return. This is an unsafe practice and is not recommended or condoned.

E. Each rocket must be able to stand freely by itself or be supported by a solid base, not to exceed 4¼" thick and 8" square. If the model rocket is greater than 4 feet tall it can be displayed without a base, or displayed parallel to the ground with up to 3 notched blocks not to exceed 4" in height, width and depth. The exhibitor's name, county, and age must be labeled on the top of the base. Support rods must not extend past the tip of the highest nosecone on the model. Support rods must remain in the upright position (90 degrees to the display base), do not angle. NO model may be submitted on a launch pad.

F. Beginner kits with prefabricated fin assemblies and pre-finished rockets requiring no painting are not acceptable. Plastic snap together fins and prefabricated fin assemblies that do not require fin alignment are not acceptable. *This rule does not apply to plastic fins that must be manually aligned and do not utilize a fin alignment mechanism, including, but not limited to fin alignment rings or spacing blocks. This rule does not apply to fiberglass, Kevlar, extruded foam, composite, or wood fins; especially when used for "through-the-wall" fin attachment techniques that are common in larger rockets. Plastic parts for decorative and mechanical purposes (such as decorative nozzles and moving landing struts) are not considered fins and can consist of plastic. Plastic parts need to be securely fastened and not pose a safety hazard.*

G. Angles of fins must fall within a plus or minus 2 degree variation using an approved fin alignment guide. Fin alignment guides are available from the Extension Office.

H. Engines and igniters are not permitted with the exhibit and constitute an immediate disqualification. If an engine becomes stuck or in any other way permanently affixed in, or to, a rocket and cannot be removed from the rocket, the rocket will be subject to immediate disqualification. Engines may not be used as display stands hollowed out or otherwise. Engines used as a display stand will be subject to immediate disqualification.

*I. Rocket engines should not be used to join multi-stage rockets together. Multi-stage rockets can be displayed without having the stages connected together. The different stages must be included to complete the rocketry exhibit. Multi-stage rockets can be flown using just the final stage and be considered fully flown.*

J. All rockets must have a safe method of recovery such as parachute, streamer or tumble recovery. Any rocket without a recovery system will be disqualified.

K. Exhibits must be uniformly painted, smoothly finished or painted as per rocket instructions, and have decals applied smoothly. Fins should be rounded or streamlined *to reduce drag on all exposed sides unless instructions indicate otherwise*. Fins and body tubes are to be sealed with sanding sealer and/or primer to eliminate the appearance of body grooves and wood grain. Any seams on plastic parts are to be sanded smooth. The rocket is to be properly assembled. Fins and launch lugs are to be filleted to reduce drag and properly secured to the model. The nose cone is to fit snugly but still allow for easy removal.

L. Models may not be judged based on their paint scheme, with the exception of rockets that fit the definition of a scale model (any model rocket that is a true scale model of an existing or historical guided missile, rocket vehicle, or space vehicle). They may be judged on the paint scheme. Scale model rockets are to be finished and completed with greater than 70% of decals. All other rockets may deviate from the suggested paint scheme, allowing the 4-H member to display maximum creativity in the finishing of their rocket. Under no circumstances is the weight given to the paint scheme to be sufficient enough, by itself, to move the model from one ribbon placing to another. Non-standard surfacing (such as textured paint) may be used if directed by the instructions, this includes scratch built rockets.

M. Body tubes/airframes/engine mounts can be made from suitable materials, including, but not limited to: reinforced paper, cardboard, phenolic resin, specialized polymer resins, fiberglass, Kevlar, or other suitable structural materials.

N. Original design rockets cannot be a modification of a pre-existing kit and must be of original design.

O. Original design rockets must include detailed instructions, so that someone could construct the rocket just like a kit purchased at a store. Instructions can be as many pages as needed.

P. For a rocket entered in the original design classes, describe in the summary how the model was tested for stability prior to flying. Up to 4 additional pages can be added to the rocketry information packet detailing the test(s) performed to insure stability.

Q. The altitude achieved by the model is to be determined using a method other than estimation. Examples of accepted methods include altimeter, computer software, range finders, etc. If additional space is needed to show calculations of how the altitude was achieved, one additional page may be added to the rocketry information pack.

R. *For class 3107, high power rockets, exhibitors must be at least 14 years 4-H age. A high power information form is to be completed and placed inside the information packet. The NAR High Power Rocket Safety Code applies to the construction and launching of all rockets displayed in this class. All rockets in this division are to be launched under adult supervision. For definition of a high powered rocket and additional rules, contact the Extension Office.*

#### **Rocketry Classes:**

- \*3100 - Rocket made from a kit (7-9 year olds)
- \*3101 - Rocket made from a kit (10-13 year olds)
- \*3102 - Rocket made from a kit (14 and older)
- \*3104 - Rocket designed by exhibitor, not merely modification of an existing kit - include original plans (11-13 year olds)
- \*3105 - Rocket designed by exhibitor, not merely modification of an existing kit - include original plans (14 and older)
- \*3106 - Rocket designed by 2 or more exhibitors, not merely modification of an existing kit rocket - include original plans
- \*3107 - *High power rocket made from kit or original design*

#### **Display, Notebook, and Poster Rules:**

- A. Educational displays and posters should be creative and showcase something specific you have learned in the project during the current 4-H year. See guidelines for displays and posters on Page 18.
- B. Exhibitor's name, county, 4-H age, and year(s) in project must be tagged or labeled in a prominent location on the exhibit.
- C. Project notebooks must be organized in a 3-ring binder.
- D. Displays, Notebooks, and Posters do not need an Exhibit Information Form included.
- E. Sources of scientific information must be cited on the front of your exhibit, including all posters and educational display boards.
- F. Educational displays are not to exceed a standard commercial 3' x 4' tri-fold display board.
- G. Educational posters must be no larger than 20" x 30".
- H. *Exhibits that include or depict weaponry of any kind will be disqualified.*
- I. Robotics team project notebooks should highlight information/roles of each team member, drawings, charts, photographs, goals and objectives of your robotics project, and all robotic competitions your team has competed in during the current 4-H year.
- J. *If the computer notebook illustrates the creation, talks about, or shows the result of an app, application, executable, program, or other compiled/interpreted "source code", a copy of the source code should be included.*

#### **Display, Notebook, and Poster Classes:**

- \*3130 – Astronomy educational display, notebook, or poster
- \*3131 – Robotics educational display, notebook, or poster
- \*3132 – Team Educational Robotics display, notebook, or poster
- \*3133 – Rocketry educational display, notebook, or poster
- \*3134 – *Unmanned Aerial Systems educational display, notebook, or poster*
- \*3135 – Computer educational display, notebook, or poster



Judging Time: Wednesday - 7:30 p.m.

**Division Rules:**

- A. Be sure to read the general rules, livestock rules, livestock health rules, and livestock and project auction guidelines at the front of this book.
- B. Use Swine Entry Form for classes in the Swine Division. All Swine Entry Forms must be turned in to the Fair office by 2:00 p.m. Tuesday.

**Breeding Swine Rules:**

- A. Members may exhibit two breeding gilts per class, not to exceed five breeding gilts in total.
- B. Breeding gilts must have been born after January 1 of the current year.
- C. Breeding Swine Division Champion and Reserve Champion may be designated by the judge from 1<sup>st</sup> and 2<sup>nd</sup> blues in classes 3525-3529.

**Breeding Swine Classes:**

- 3525 – Purebred Gilt Class (to be named if needed)
- 3526 – Purebred Gilt Class (to be named if needed)
- 3527 – Purebred Gilt Class (to be named if needed)
- 3528 – Purebred Gilt Class (to be named if needed)
- 3529 – Commercial Gilt Class
- Division Champion Breeding Swine Class

**Market Swine Rules:**

- A. MARKET SWINE MUST WEIGH AT LEAST 230 POUNDS AT FAIR WEIGH-IN TO SELL AT THE FAIR AND TO SHOW FOR CHAMPION.
- B. Each member enrolled may exhibit two market barrows or market gilts per breed, not to exceed five market swine in total.
- C. All market swine must be tagged by *May 26*.
- D. Weight breaks and classes will be posted as soon as possible outside of the Fair Office on Tuesday. Additional classes will be added as needed separated on weight breaks. Must have three market swine of one breed to create a purebred class.
- E. Barrows must be physical castrates.
- F. Market Swine Champion and Reserve Champion may be designated by the judge from 1<sup>st</sup> and 2<sup>nd</sup> blues in Purebred Market Swine Classes (if added), All Other Purebred Market Swine Classes, and Crossbred Market Swine Class.

**Market Swine Classes:**

- 3500 - Lightweight Market Swine Class (all market swine not meeting the weight requirement of 230 pounds will show in this class, regardless of breed)
- 3501 - Purebred Class (To be named if needed)
- 3502 - Purebred Class (To be named if needed)
- 3503 - Purebred Class (To be named if needed)
- 3504 - All Other Purebred Class
- 3505 - Crossbred Class
- 3506 - Crossbred Class
- 3507 - Crossbred Class
- 3508 - Crossbred Class
- 3509 - Crossbred Class
- 3510 - Crossbred Class
- 3511 - Crossbred Class
- Champion Crossbred Market Swine Class
- Division Champion Market Swine Class

**Swine Showmanship Rules:**

- A. 4-H member must show their own animal.
- B. 1<sup>st</sup> and 2<sup>nd</sup> blues from classes 3520-3522 will compete to determine Swine Showmanship Champion and Reserve Champion who will move on to the Round Robin Contest. Showmanship ribbons will be awarded.

**Swine Showmanship Classes:**

- 3520 - Swine Showmanship (14 & older)
- 3521 - Swine Showmanship (10-13 year olds)
- 3522 - Swine Showmanship (7-9 year olds)

**Rate of Gain Contest Rules:**

- A. Open to any 4-H member enrolled in the market swine project who is a member of a Geary County Community 4-H Club.
- B. Hog must be weighed at official county weigh-in (beginning weight) and at the fair weigh-in (ending weight).
- C. Hogs must be exhibited at the fair to be eligible.
- D. Winner will be announced during the swine show.
- E. Name, ADG, and year will be engraved on a plaque kept in the trophy case at the 4-H Building.

Judging Time: Tuesday - 9:30 a.m.  
(Conference Method optional)

**Division Rules:**

- A. Each member enrolled may have one entry in each class.
- B. Name, county, age and year in project should be in a prominent location on the exhibit.
- C. Care should be taken to select durable materials that will withstand Fair conditions.
- D. See guidelines for displays and posters on Page 18.
- E. Exhibitors must comply with State and Federal laws. It is illegal to possess threatened or endangered wildlife, or the feathers, nests or eggs of non-game birds. Game birds and game animals taken legally during an open season may be used. The use of live wild animals in educational exhibits is prohibited.
- F. Meeting with the judge for conference-style judging is optional. If you would like to conference with the judge, sign up for a time when you enter your exhibits.
- G. The Wildlife Division Champion and Reserve Champion may be designated by the judge from Class Champions and Reserve Class Champions in classes 3600-3603.

**Classes:**

- \*3600 - Wildlife Notebook - notebook contents should pertain to some phase, results, story or information about the wildlife project
- \*3601 - Promotional Poster - must be related to something learned in the wildlife project (flat poster board or foam board no larger than 22" x 28")
- \*3602 - Educational Display - must be directly related to the wildlife project (maximum tri-fold size is 3' x 4')
- \*3603 - Taxidermy/Tanning Exhibit - should include an attachment that shows the work in progress through photos with captions, or a detailed journaling of the process

Judging Time: Tuesday - 1:00 p.m.  
(Conference Method)

**Division Rules:**

- A. Members may enter four articles. These may be in any one class or in a combination of classes but must be in the phase in which they are enrolled.
- B. The plan from which the article was constructed must accompany the article exhibited. The plan may be a photocopy, the actual pattern, or a scale drawing and must be complete and accurate to the extent that a duplicate article could be built using the plan as a guide. Any project with missing or insufficient plans will be lowered one ribbon placing.
- C. Projects that have unsecured glass, i.e., glass shelves, glass top of a coffee table, etc. should be brought to the fair without the unsecured glass. Glass that is secured in the project, i.e., glass front of a gun case or cabinet, etc., is permissible since it cannot be easily removed.
- D. The entry card, plans and all other paperwork should be secured to the project in some manner. Tape is usually not adequate to accomplish this. It is recommended to use a zip top plastic bag with a hole punched through it and string to tie this to the exhibit.
- E. Projects made from pre-cut kits are not allowed.
- F. In judging woodwork articles, consideration will be given to:
  - 1. Workmanship, including accuracy to the plan
  - 2. Design
  - 3. Choice of wood
  - 4. Suitability and quality of finish
  - 5. Usefulness
- G. Refinished/repaired furniture should be exhibited in Home Environment class 1800, Single Exhibit.
- H. The Woodwork Division Champion and Reserve Champion may be designated by the judge from Class Champions and Reserve Class Champions in classes 3700-3740.

**Beginning (7-8 year olds) Classes:**

3700 - Woodwork article for farm or shop use  
 3701 - Lawn furniture  
 3702 - Household furniture  
 3703 - Other

**Intermediate (9-11 year olds) Classes:**

\*3710 - Woodwork article for farm or shop use  
 \*3711 - Lawn furniture  
 \*3712 - Household furniture  
 \*3713 - Other

**Advanced (12-14 year olds) Classes:**

\*3720 - Woodwork article for farm or shop use  
 \*3721 - Lawn furniture  
 \*3722 - Household furniture  
 \*3723 - Other

**Senior Advanced (15 and older) Classes:**

\*3730 - Woodwork article for farm or shop use  
 \*3731 - Lawn furniture  
 \*3732 - Household furniture  
 \*3733 - Other

**Educational Exhibit Rules:**

- A. Open to all woodworking members.
- B. See guidelines for displays and posters on Page 18.

**Education Exhibit Class:**

3740 - Educational exhibit - poster, notebook, or display

**2016 4-H Project Auction Buyers**

|   |                            |
|---|----------------------------|
| Baskin Robbins                                | Black Diamond Custom       |
| Bruna Implement                               | Feeders                    |
| Central National Bank                         | Grandma Chamberlin         |
| Climate Control                               | Concordia Tractor, Inc.    |
| Dibben & Dibben Trucking                      | Allen & Paula Dinkel       |
| Flint Hills Ag                                | Flint Hills Crop Insurance |
| Roy Garrett                                   | Glessner Dirt Contracting  |
| Godfrey's Indoor Shooting<br>& Archery Ranges | Gustafson Concrete         |
| Heldstab Appliance                            | Harris Crop Insurance      |
| J.C. Livestock                                | Heldstab Construction      |
| Kan Equip                                     | Jim Clark Chevrolet        |
| Lyons Angus Ranch                             | Jeff Longbine              |
| Tom Moxley                                    | Millennium Bank            |
| Paws Inn                                      | John Moyer                 |
| Nellie Smith                                  | R&S Investments            |
| Richard Sutter                                | Ron Strauss                |
| Florence Whitebread                           | Taylor Auction             |

**2016 4-H Livestock Auction Buyers**

|                                    |                                   |
|------------------------------------|-----------------------------------|
| Agri Trails Coop                   | Ascher Farms                      |
| Brenner Skid Loader                | Brown Auction & Real Estate       |
| Bruna Implement                    | Century 21 Gold Team – Holly Beck |
| Central National Bank              | Climate Control                   |
| Chase Farms                        | Lisa Eickholt                     |
| Clay Center Livestock              | Geary Grain                       |
| Effland Seeds                      | Harris Crop Insurance             |
| First Choice Meats                 | Heldstab Construction             |
| Gustafson Concrete                 | JB Pearl Sales & Service          |
| Harris Show Lambs                  | J.C. Livestock                    |
| Herington Livestock                | Jim Clark Chevrolet               |
| JC Custom Harvesting               | Larson Construction               |
| Dr. Jimmy Jenkins                  | Millennium Bank                   |
| K&R Propane                        | Jim Patterson                     |
| Lyons Angus Ranch                  | Rusty M Construction              |
| Munson Angus Farms                 | Smoky Valley Seeds – Clint Kramer |
| Pottberg, Gassman & Hoffman        |                                   |
| Sink, Gordon & Associates          |                                   |
| Town & Country Veterinary Hospital |                                   |