

Geary County Free Fair

July 23-27, 2023



4-H Division
Fair Book

K-STATE
Research and Extension



For further information about the Geary County Free Fair contact the Geary County K-State Research and Extension Office, 119 E. 9th Street in Junction City, phone 785-238-4161, or any of the Geary County Free Fair Board Members.

K-State Research and Extension is committed to providing equal opportunity for participation in all programs, services and activities. Program information may be available in languages other than English. Reasonable accommodations for persons with disabilities, including alternative means for communication (e.g., Braille, large print, audio tape, and American Sign Language) may be requested by contacting the event contact Ginger Kopfer two weeks prior to the start of fair events (July 3, 2023) at gtkopfer@ksu.edu or 785-238-4161. Requests received after this date will be honored when it is feasible to do so. Language access services, such as interpretation or translation of vital information will be provided free of charge to limited English proficient individuals upon request.

**Kansas State University Agricultural Experiment Station and
Cooperative Extension Service**

K-State Research and Extension is an equal opportunity provider and employer.

Geary County Free Fair Board

Lynn Sohnrey – President
Amy Blockcolsky – Vice President
Ron Moon – Secretary
Shelbi Gustafson – Treasurer
Jason Brown
Lori Brown
Sterling Buist
Meggan Holm
Shayla Lowry
Robert Mueller

Geary County Extension Staff

County Extension Agents
Deb Andres
Ginger Kopfer
Kyler Langvardt

Office Professionals

Traci Hockett
Christina Strauss

SCHEDULE OF FAIR EVENTS.....3
 GRIEVANCE PROCEDURE.....6
 DUTIES OF SUPERINTENDENTS.....6
 DUTIES OF RECORDER.....8
 LIABILITY.....8
 GENERAL RULES.....9
 LIVESTOCK RULES.....10
 LIVESTOCK HEALTH RULES.....11
 AUCTION GUIDELINES.....13
 HERDSMAN GUIDELINES.....15
 RIBBON GUIDELINES.....15
 RIBBON PREMIUMS.....16
 POSTER & DISPLAY GUIDELINES.....16
 ENTRY CARDS/LABELS.....17
 CONFERENCE JUDGING CARDS.....19
 ARTS AND CRAFTS.....See Visual Arts
 BANNERS.....20
 BEEF.....21
 CLOTHING.....24
 CLOVERBUDS.....27
 CROPS.....28
 DAIRY.....29
 DAIRY GOATS.....See Goats Division
 DOG.....30
 ENERGY MANAGEMENT.....32
 ENTOMOLOGY.....34
 FASHION REVUE.....See Clothing Division
 FIBER ARTS.....38
 FLORICULTURE.....40
 FOODS AND NUTRITION.....42
 FOOD PRESERVATION.....46
 FORESTRY.....48

GEOLOGY AND LAPIDARY.....50
 GOATS.....53
 HOME ENVIRONMENT.....55
 HORSE.....56
 HORTICULTURE.....58
 JUDGING CONTESTS.....60
 MARKET GOATS.....See Goats Division
 MISCELLANEOUS.....60
 NOTEBOOKS (CLUB).....62
 PETS.....62
 PHOTOGRAPHY.....63
 POULTRY.....67
 RABBIT.....69
 READING.....71
 ROUND ROBIN CONTEST.....71
 SHEEP.....72
 SHEPHERD'S LEAD.....74
 SHOOTING SPORTS.....75
 STEM – AG MECHANICS.....76
 STEM – ARCHITECTURAL BLOCK CONSTRUCTION..78
 STEM – ASTRONOMY.....80
 STEM – COMPUTERS.....81
 STEM – ROBOTICS.....83
 STEM – ROCKETRY.....85
 STEM – UNMANNED AERIAL SYSTEMS.....87
 STEM – EDUCATIONAL EXHIBITS.....88
 SWINE.....89
 VISUAL ARTS.....91
 WILDLIFE.....92
 WOODWORK.....93

Any changes from previous year are in this type *"italic"*.

FRIDAY, JUNE 30

Deadline Pre-entries in:
 All Projects Due
 Dog & Cat - health papers
 Horse - entry forms
 Poultry - entry forms
 Fashion Revue - entry forms
NO LATE ENTRIES ACCEPTED

MONDAY, JULY 17

8:00- 4-H Clothing Construction Judging
 11:30 a.m. (Conference Method at Extension Office)
 (Schedule will be sent after pre-entry date)
 Noon 4-H Modeling Demonstration for
 Fashion Revue
 1:00 p.m. 4-H Fashion Revue Judging
 (Conference Method at 4-H Building)
 (Schedule will be sent after pre-entry date)
 5:00 p.m. Breeding Livestock and Dairy Cattle/Goat
 Entry Forms Due

THURSDAY, JULY 20

8:30 a.m. 4-H Public Revue Setup
 5:30 p.m. 4-H Public Revue Practice
 7:00 p.m. 4-H Public Revue
 4-H King and Queen Announcement

FRIDAY, JULY 21

6:30 p.m. 4-H Dog Show

SATURDAY, JULY 22

9:00 a.m. Fair Clean-up
 4-H Barn and Building Set-up

SUNDAY, JULY 23

6:00 p.m. 4-H Horse Show

MONDAY, JULY 24

8:00 a.m. - 4-H Livestock can be brought in
 5:30 p.m. (swine can be brought Monday or Tuesday)
 1:00 p.m. 4-H Food & Food Preservation
 Judging
 (Conference Method)
 (Sign up for judging times online)
 1:00 p.m. Judging of 4-H Photography
 (Conference Method)
 (Sign up for judging times online)
 4:00 - 4-H Market Beef, Goats, and Sheep
 6:00 p.m. Weigh-in

**4:00 -
 7:00 p.m.**

5:30 p.m.
 6:45 p.m.
 7:00 p.m.
7:00 p.m.

4-H entries accepted

(do not bring early)

ALL cattle/goats/sheep must be in place
 4-H Shepherd's Lead
 4-H Dairy, Goat, and Sheep Show
All indoor 4-H exhibits in place
 except Floriculture/Horticulture/Crops
NO LATE ENTRIES ACCEPTED

TUESDAY, JULY 25

ALL DAY 4-H Food Sale
 7:30-9:30 a.m. 4-H Swine Weigh-in
 8:30 a.m. Judging of 4-H Visual Arts
 (Conference Method)
 9:30 a.m. All swine must be in place
 9:30 a.m. Judging of 4-H Wildlife (Conference
 Method optional)
 10:00 a.m. Judging of 4-H Club Notebooks
 (Conference Method optional), Pets,
 Reading (Conference Method optional),
 Shooting Sports (Conference Method
 optional), STEM (Conference Method)
 11:00 a.m. 4-H Floriculture, Horticulture, Crops,
 Poultry, and Rabbit EXHIBITS IN PLACE
 11:00 a.m. Judging of 4-H Floriculture (Conference
 Method), Miscellaneous Projects
 (Conference Method optional)
 11:30 a.m. Judging of 4-H Energy Management
 (Conference Method)
 Noon Judging of 4-H Horticulture
 12:15 p.m. 4-H Bucket Calf practice in arena
 12:30 p.m. Judging of 4-H Entomology, Geology &
 Lapidary, Crops, Forestry, Fiber Arts
 (Conference Method)
 1:00 p.m. Judging of 4-H Woodwork (Conference
 Method)
 1:30 p.m. Judging of 4-H Home Environment
 (Conference Method), Banners
 2:00 p.m. Poultry Entry Cards Due
 5:00 p.m. 4-H Bucket Calf - Consultation Judging
 7:00 p.m. 4-H Beef Show
 Show order- Bucket Calf, Breeding Beef,
 Showmanship, Market Beef

WEDNESDAY, JULY 26

- 8:00 a.m. 4-H Poultry Judging
- 8:30 a.m. 4-H Rabbit Judging
- 9:30 a.m. 4-H Cat Show
- 1:00 p.m. Photography and Horticulture Judging Contests
 - 4-H members can begin judging any time after the start of the contest, but all forms must be turned in by 3:00 p.m.
- 5:00 p.m. **Deadline for registering 4-H project items for Auction**
 NO LATE REGISTRATIONS ACCEPTED
- 6:30 p.m. 4-H Swine Show
- 9:30 p.m. **Deadline for registering 4-H livestock for Auction**
 (or ½ hour after end of swine show) NO LATE REGISTRATIONS ACCEPTED

The success of the Geary County Free Fair depends on the cooperation and help we all give each other. No matter how hard each of us try there will always be areas of our program that need to be changed and updated. In areas of judging that involve personal judgment, there will always be differences of opinion. For these reasons, we have established the following grievance procedure:

1. All comments, grievances, criticisms and suggestions should be put in writing and given to the appropriate superintendent.
2. You should indicate your grievance/ suggestion and a possible alternate solution.
3. The superintendent will make a decision after discussing the situation with the adult assistants in their division. During fair, superintendent's decisions are final.
4. Extension Agents need to be informed only of the final decision, although, they are always available for assistance with the decision.

THURSDAY, JULY 27

- 10:00 a.m. 4-H Round Robin
(Beef, Dairy, Goat, Horse, Sheep, Swine)
- 11:30-11:50 a.m. 4-H Livestock Judging Sign-up (Fair Office)
- Noon 4-H Livestock Judging Contest
- 3:00 p.m. Livestock Auction Set-Up and Barn Clean-Up
- 4:30-6:30 p.m. 4-H Barbecue and Watermelon Feed
- 6:30 p.m. 4-H Project & Livestock Auction
- 8:00 p.m. **RELEASE OF 4-H EXHIBITS**
All premiums will be forfeited if 4-H exhibits are removed before 8:00 p.m.
- 8:30 p.m. Clean up of Building
 Every 4-H member with exhibits is expected to stay until everything is cleaned, inside and out

- A. Read and be familiar with all General Rules concerning the 4-H Division of the Geary County Free Fair.
- B. Read and be familiar with all special rules concerning your division.
- C. When questions come up which aren't covered in the fair book, use same procedure as grievance.
- D. As the fair progresses, write down any suggestions that you have to help your department for next year's fair and bring them to the fair office or leave them at the Extension Office following the fair.
- E. Set-up Day
 1. Be present to get your department set-up and ready. Arrange the judging area as you need it for your division. This includes tables, chairs, etc.
- F. Entry Day
 1. Be present to accept exhibits and ensure they meet specified rules and requirements.
 2. Make sure all exhibits have a completed entry tag securely attached.
 3. Arrange exhibits in the division area.

G. Judging Day

1. Assist the judge during judging of exhibits – answer the judge's questions, but do not provide opinions about the exhibits.
2. Do not let people bother or talk to the judge while he or she is judging. Check with the judge to see if they mind parents and/or project leaders listening in on conference judging.
3. It is your responsibility to make sure the judge follows our fair rules and classes. If they change the classes or rules, all entries will have to be re-judged, according to our rules with no additional compensation paid to the judge.
4. Attach ribbons to entry tags or exhibits.
5. Entry cards are marked with ribbon placing by placing an X in the appropriate ribbon box at the bottom.
6. Assist division secretary and assistants in collecting necessary class and division information for department packets. Careful handling of this information is essential for figuring premiums and releasing results to the media. When all of your division's results are gathered, see that your department box is returned to the fair office.

H. Throughout Fair

1. Supervise the cleanliness of your respective department, in doing so ensuring the exhibitors maintain areas in a neat, orderly, and presentable fashion. If unable to be present for walk through of areas, work out a schedule with assistants to ensure your department is routinely checked throughout the fair.

I. Release of Exhibits & Clean-up

1. Be present to release exhibits at check-out time and be present to assist with clean-up.

J. Livestock Department Specific Duties

1. Ensure animals are lined up and ready to enter the show ring.
2. Enlist ring stewards, announcers, clerks, etc. as needed to ensure livestock show runs smoothly.
3. Ensure the arena/show ring is cleaned up after each show.

A. Read and be familiar with all General Rules concerning the 4-H Division of the Geary County Free Fair.

B. Read and be familiar with all special rules concerning your division.

C. You are responsible for the entry cards for your division.

D. You will be given the white copy of the entry card with the placing marked. Follow these steps:

1. Make sure the entry card is filled out completely and properly.
2. Indicate Class and Division Champions and Reserve Champions on the entry card and Division Champions and Reserve Champions on the purple champion sheets.
3. Divide all entry cards by class. Paper clip each class together and place a rubber band around all classes within a division.
4. Place cards in zipper pocket in box.
5. Take box to the fair office. Please wait for office staff to make sure they don't have any initial questions before leaving.

A. All possible care will be taken, but fair staff cannot be responsible for accidents, loss or damage. Any exhibit brought is "at your own risk".

B. Under Kansas Law, there is no liability for an injury to or the death of a participant in domestic animal activities resulting from the inherent risks of domestic animal activities, pursuant to K.S.A. 60-4001 through 60-4004. You are assuming the risk of participating in this domestic animal activity.

C. The Geary County Free Fair Board strives to maintain facilities that are safe for livestock, exhibitors, and fair visitors. All reasonable effort is expended to ensure that stalls, pens, plumbing and wiring are safe.

D. Any electrical devices, including but not limited to extension cords, fans, blowers and clippers, brought onto the fairgrounds by exhibitors are expected to be defect free and in safe working order. The Fair Board reserves the right to remove any equipment that is deemed to be a potential hazard to livestock or participants.

E. Geary County, the Geary County Free Fair Board, and the Geary County Extension Council and staff are not liable for injury, death or damages caused by faulty electrical equipment.

- A. Only youth enrolled in 4-H Community Clubs, Project Clubs or Cloverbud 4-H Clubs in Geary County as shown on county records are eligible to exhibit in the 4-H Division of the fair. 4-H members may exhibit only in projects in which they are enrolled.
- B. All exhibits must be the handiwork of the exhibitors where mechanical skill is required; the grower, where agricultural exhibits are shown; and the owner and feeder, where livestock is entered. It must be the result of the current 4-H year's work. Violators will have exhibits disqualified and will not receive premiums.
- C. All indoor exhibits are to be in place by 7:00 p.m. Monday, except Floriculture, Horticulture, and Crops. These exhibits can be entered Monday from 4:00 p.m. to 7:00 p.m. or Tuesday by 11:00 a.m.
- D. Members are responsible for seeing that an entry is properly tagged. **DO NOT LEAVE YOUR EXHIBIT BEFORE IT IS TAGGED.**
- E. Judging of various divisions will be done from Monday, July 17th through Thursday, July 27th. Check the department information for definite time and date of judging.
- F. If you have a conflict with any of the conference judging times, contact the Extension Office for assistance and options.
- G. Each member is limited to two entries per class unless otherwise specified in the department regulations. Each exhibit can only be entered in one department.
- H. Champion and Reserve Champion ribbons will be given in all divisions unless specified otherwise at the judge's discretion. These award placings are ribbons only and do not receive additional premium money.
- I. When one exhibit goes from purple ribbon to Class Champion, Reserve Class Champion, Division Champion or Division Reserve Champion, only the highest ribbon earned will be kept with the exhibit. The lower ribbons must be returned to the superintendent's box or the 4-H Fair Office. Premiums are paid only on the highest ribbon received by each individual exhibit.
- J. Ribbons will be placed on exhibits.
- K. Generally, exhibits receiving purple ribbons are eligible for State Fair competition, provided there is a class at the fair and the 4-H member meets age requirements as outlined in the State Fair Guidelines. Classes which are eligible for entry to State Fair are indicated with *.
- L. In cases of conflicts or questions, see Grievance Procedure.

M. Exhibitors should learn the guidelines and exercise caution when using copyrighted materials whenever possible by originating their own work. Exhibitors should use with caution a copyrighted and/or trademarked product or service. Copyright and trademark are legal methods used by writers, artists, corporations, and others to protect their original work. Protected items may range from books to music, logos to computer graphics. Copyrighted and/or trademarked materials used in banners, displays, posters, or other exhibits will be disqualified if the exhibitor does not request permission to use the copyrighted and/or trademarked materials and will not be displayed or receive ribbons or premium.

N. A representative of the Geary County Free Fair Board and the Fair Superintendent of the area involved reserve the right to remove from the grounds any exhibit, animal, concession, or show that may be falsely entered or may have any sign, banner, or advertising matter of any kind which may be deemed unsuitable or objectionable to them without assigning a reason therefore. These exhibits will not be allowed to show or sell.

A. Members are responsible for seeing that animals are maintained throughout the fair. If neglect is observed, ribbons and premiums will be withheld.

B. An animal may be shown in a market or breeding class, not both.

C. Market animals not meeting minimum weight requirements will not be allowed to show for champion.

D. Entry forms for breeding and dairy animals are due to the Extension Office by 5:00 p.m. Monday, July 17th. Exhibit cards for poultry are due to the fair office by 2:00 p.m. Tuesday of fair.

E. Livestock stall cards must be hung and visible by 2:00 p.m. on Tuesday.

F. No intact males of large livestock species will be allowed at the fair (includes beef, sheep, swine, dairy and goats).

G. Each exhibitor must show his/her own animal unless excused by the division superintendent. If a member has more than one animal in a class, another 4-H member may show it.

H. Absolutely no straw can be used as bedding. In the sheep/swine barn, one bag of wood shavings per pen will be provided. Additional bedding needed will be provided by the exhibitor.

I. ONLY GEARY COUNTY 4-H PARENTS AND FELLOW GEARY COUNTY 4-HERS MAY ASSIST IN THE SHOWING & FITTING OF ANIMALS.

This will be enforced. Members will be disqualified from showing for violation of this rule. In an effort to comply with State Fair rules, parents are encouraged to let 4-H members do all the work and only to offer supervisory instruction when possible. **NO PROFESSIONAL FITTERS ARE ALLOWED.**

J. Full body shearing and clipping of animals must be done prior to fair. Only fitting and touch-ups will be allowed during fair.

K. Each 4-H member is responsible for cleaning stalls used by his/her animal(s) during the fair and after the sale. 4-H members are responsible for checking with the adult superintendent of the division for clearance on completion of clean up. Any money earned at the fair will be forfeited for failing to clean up after your animal(s).

GENERAL

A. Exhibitors, their parents, leaders and instructors have a serious responsibility to use animal health aids (drugs), growth promotants and any other approved materials with great care, and only when needed and in correct amounts. **APPROVED WITHDRAWAL TIMES ARE SET AND MUST BE FOLLOWED** to assure that meat consumers receive wholesome food. Any animal which has not met the withdrawal time for medication will not be eligible for sale in the premium sale. An exhibitor of an animal producing a positive carcass test at or after slaughter for medication or any drug will forfeit all prizes and premiums for that animal.

B. The giving of an oral or injected diuretic, growth promotant or other medication not approved for any domestic animal constitutes an unethical practice. The Geary County Free Fair reserves the right to have a blood, urine and/or tissue laboratory analysis made on ANY animal entered in competition. An exhibitor of an animal producing an analysis with a quantity of diuretic or any unapproved medication will forfeit all prizes and premiums.

C. All animals are subject to examination by staff or their representatives, and shall be free of clinical signs of infectious or contagious disease. Animals determined by exhibition staff to have not met listed requirements will not be permitted to exhibit.

D. Animals originating from other states must meet Kansas import requirements and must have a valid Certificate of Veterinary Inspection (CVI).

CATTLE

A. All cattle must meet the general requirements.

B. Cattle determined by exhibition staff to have lesions of ringworm, warts or infested with mange will not be permitted to exhibit.

C. Cattle originating from other states

1. All cattle must have official ID. ID must be individually listed on accompanying CVI.

GOATS

A. Goats must meet the general requirements.

B. In addition to the general requirements, all goats must be:

1. Identified with a registered tattoo or an official USDA premise ID tag (Scrapie tag). Goats identified with registration tattoos must have legible tattoos and must have registration papers for these animals available for inspection.
2. Free of any signs of sore mouth.
3. Free of clinical signs of active fungal (ringworm) infection.

C. Goats originating from other states

1. All goats must have official ID. ID must be individually listed on accompanying CVI.

HORSES

A. Horses must meet the general requirements.

B. Horses originating from other states must be accompanied by a valid VS Form 10-11 showing evidence of a negative Equine Infectious Anemia (EIA) (Coggins) test conducted by a state-approved laboratory within 12 months prior to entry into Kansas. Foals six months of age and younger, accompanying their EIA-negative dams, are exempt from EIA test requirements.

POULTRY

A. Poultry must meet the general requirements.

B. All poultry (except waterfowl) are required to show proof of being Pullorum-Typhoid (P-T) clean by one of the following:

1. Originate from a certified U.S. P-T clean flock
2. *Test negative at check-in of the county fair when the county has been designated by the Kansas Department of Agriculture (KDA) for surveillance.*

C. Poultry originating from other states must have a "Permit to Ship Poultry or Hatching Eggs" issued by KDA within the previous year or a permit number issued by KDA office within the previous 15 days.

RABBITS

- A. Rabbits must meet the general requirements.
- B. Rabbits originating from other states
 - 1. Must meet Kansas import requirements and must have a valid CVI.

SHEEP

- A. Sheep must meet the general requirements.
- B. In addition to the general requirements, all sheep must be:
 - 1. Identified with an official USDA premise ID tag (Scrapie tag).
 - 2. Free of any signs of sore mouth
 - 3. Free of clinical signs of active fungal (ringworm) infection, including club lamb fungus.
- C. Sheep originating from other states
 - 1. All sheep must have official ID. ID must be individually listed on accompanying CVI.

SWINE

- A. Swine must meet the general requirements.
- B. Swine originating from other states must also meet one of the following requirements:
 - 1. Must have official ID. ID must be individually listed on accompanying CVI.
 - 2. Must obtain an import permit number prior to movement into Kansas.

A. 4-H members will be given the opportunity to sell in the auction ONE of the following that was exhibited at the current year's fair:

- 1. Market Beef (at least 1100 pounds)
- 2. Market Goat (at least 50 pounds)
- 3. Market Lamb (at least 100 pounds)
- 4. Market Swine (at least 220 pounds)
- 5. Rabbit (Meat Pen Only)
- 6. A Project

B. 4-H members must be present to sell their animal or project.

C. In order to sell in the fair auction, a 4-H member must attend *in-person* at least four regular monthly meetings of the 4-H club in which they are enrolled between October 1 and June 30 of the current 4-H year. The official record of meetings attended will be the club secretary's book.

D. Any 4-H exhibit sold at public auction or by private contract is not eligible to be exhibited at the Kansas State Fair or Kansas Junior Livestock Show. Public auction includes: premium sale, ribbon auction, or similar event. If the project is sold, regardless of ownership changes, on the date of the transaction the 4-H member has given up the right to exhibit that specific animal or product in the future. In the case of livestock, market animals sold are ineligible to be shown as breeding animals in the future. Non-livestock exhibits (perishable foods, photographs, etc.) may be reproduced for the Kansas State Fair.

E. Auction costs such as buyer ribbons and an ad thanking the auction buyers will be paid by the Geary County 4-H Foundation in 2023.

F. Livestock Auction

- 1. **Deadline for registering 4-H livestock for Auction is 9:30 p.m. on WEDNESDAY.**
- 2. Once you have turned in the form, no changes may be made.
- 3. The livestock auction is limited to the sale of slaughter animals only.
- 4. 4-H members are responsible for disposition of all market animals. The Geary County Free Fair is not responsible for disposition of any market animals.
- 5. Premium for the sale will be sold by the dollar.
- 6. If an animal goes to slaughter and the carcass is condemned for illegal drug residues, all payments and premiums for that animal will be forfeited.

G. Project Auction

- 1. **Deadline for registering 4-H projects for Auction is 5:00 p.m. on WEDNESDAY.**
- 2. Only those items which received purple, blue or red ribbons may be sold. White ribbon items will not be sold.
- 3. No live animals may be sold in the project auction.
- 4. Perishable items such as food and garden produce must be replaced with fresh items for the sale.
- 5. Project items to be sold in the auction will be pulled out by 4:00 p.m. Thursday and put on display.

This award is judged by a committee, and is awarded to one Community Club per year. The award is based on:

1. Cooperative effort – courtesy and willingness to follow regulations; general courtesy to the public; neat appearance; showing of club spirit and pride
2. Animal care and display – animals tied for best effect; animals kept properly fitted; animals adequately bedded; animals fed and watered regularly
3. Stalls and aisles – aisles kept free and clean for spectators use; exhibit cards neatly displayed; equipment kept in show boxes; feed stored away; stalls kept clean, neat, and dry
4. Youth doing majority of work with limited parental assistance
5. Percentage of participation at fair set-up/clean-up

A. All awards will be in the form of ribbons of various colors and features. Each exhibit will only receive one ribbon (the highest-level ribbon earned).

B. In each class the following ribbons will be awarded as designated by the judge(s). The judge(s) will base these ribbons not on comparison to other exhibits but rather against the following standards:

1. White ribbons – need for considerable improvement and below the ability level of most participants
2. Red ribbons – good quality, standard level of ability
3. Blue ribbons – performance is excellent, but well within the ability level of most participants
4. Purple ribbons – outstanding quality

C. In divisions where class champion ribbons are given, judges will review all purple ribbon exhibits in each class to determine a Class Champion and Class Reserve Champion.

D. A Division Champion and Division Reserve Champion may be designated by the judge(s) in each division. Methods of awarding these ribbons are outlined in the division guidelines.

E. The decision of the judge is final.

Ribbon premiums paid to 4-H exhibitors shall be as follows:

- A. Banners/Livestock
 1. Purple or Blue \$3.00
 2. Red \$2.00
 3. White \$1.00
- B. Dog/Horse/Poultry/Rabbits
 1. Purple or Blue \$1.50
 2. Red \$.75
 3. White \$.50
- C. Showmanship/Shepherd's Lead
 1. Purple or Blue \$1.00
 2. Red \$.75
 3. White \$.50
- D. All Other Exhibits
 1. Purple or Blue \$.75
 2. Red \$.50
 3. White \$.25

E. No premium is paid for Cloverbud exhibits, Judging Contests, or Round Robin.

A. Must educate the public about the project, what you learned, or what you did.

B. Try not to convey too broad of a message, it may make your display or poster cluttered or confusing.

C. Viewer should be able to understand the message and/or basics of the display or poster in a glance.

D. Creativity and imagination are encouraged.

E. Neatness and durability are important.

F. Name and county must be clearly marked on all displays and posters.

POSTERS

A. Dimensions may not exceed 22" x 30" unless otherwise specified in division rules.

B. Posters will be judged on the following points:

1. **Stopping Power** 30 points
2. **Interest, Holding Power** 30 points
3. **4-H Project Application** 25 points
4. **Mechanical Power** 15 points

DISPLAYS

- A. Must be free standing.
- B. Dimensions may not exceed 3 ft. wide x 4 ft. tall standard tri-fold display board unless otherwise specified in division rules.
- C. Displays will be judged on the following points:
 1. **Stopping Power** 15 points
 - a. Is the main idea specific?
 - b. Is the idea presented clearly, simply, forcefully?
 2. **Interest, Holding Power** 15 points
 - a. Does the exhibit give the observer additional facts in a clear, concise, informative way?
 3. **4-H Project Application** 15 points
 - a. Is the subject matter an effective showcase of the project?
 4. **Mechanical Power** 5 points
 - a. Correct letter size
 - b. Pleasing color combination
 - c. Appropriate symbols and models
 5. **Personal Growth** 25 points
 - a. How much knowledge was gained by exhibitor?
 - b. Was enthusiasm shown?
 6. **Educational Value** 25 points
 - a. Knowledge shared
 - b. All citations, websites or other resources used in creating exhibit are credited.

ENTRY CARD (black print)

**GEARY COUNTY FREE FAIR
4-H EXHIBIT CARD**

Exhibitor Number 79034

DIVISION WOODWORKING

NAME CHRIS CLOVER

CLUB BEST 4-H CLUB

AGE LAST JAN. 1 13 # OF YRS IN PROJECT 5

CLASS LAWN FURNITURE CLASS# 3731

DIVISION CHAMPION	DIVISION RESERVE CHAMPION	CLASS CHAMPION	CLASS RESERVE CHAMPION	PURPLE	BLUE	RED	WHITE
<input type="checkbox"/>	<input type="checkbox"/>	<input type="checkbox"/>	<input type="checkbox"/>	<input type="checkbox"/>	<input type="checkbox"/>	<input type="checkbox"/>	<input type="checkbox"/>

LIVESTOCK ENTRY CARD (red print)

EAR TAG# _____ Exhibitor # 12345

BEEF SHEEP SWINE DAIRY GOAT
MEAT GOAT DAIRY POULTRY Circle Species

MARK BOX FOR SHOWMANSHIP

**GEARY COUNTY 4-H
LIVESTOCK EXHIBIT CARD**

NAME: Katie Clover

CLUB: Best 4-H Club


AGE LAST JAN. 1: 9 # OF YRS IN PROJECT: 1

CLASS: Ducks CLASS #: 2820

Placing within Ribbon Group _____

DIVISION CHAMPION	DIVISION RESERVE CHAMPION	CLASS CHAMPION	CLASS RESERVE CHAMPION	PURPLE	BLUE	RED	WHITE
<input type="checkbox"/>	<input type="checkbox"/>	<input type="checkbox"/>	<input type="checkbox"/>	<input type="checkbox"/>	<input type="checkbox"/>	<input type="checkbox"/>	<input type="checkbox"/>

CLOTHING LABEL

 COUNTY GEARY

NAME CHRIS CLOVER

PROJECT CLOTHING

CLASS NUMBER 400

AGE 9 YEAR 2

FOODS & NUTRITION LABEL

Class No 1410

Foods Product COOKIES

Name KARRIE CLOVER

County/District GEARY

FASHION REVUE ENTRY CARD (green print)

**GEARY COUNTY FREE FAIR
4-H FASHION REVUE
EXHIBIT CARD**

MODELING # 100 EXHIBITOR # 12345

DIVISION Clothing and Textiles

NAME KATIE CLOVER

CLUB BEST 4-H CLUB

AGE LAST JAN. 1 9 # OF YRS IN PROJECT 2

CLASS Jr. Girls Buymanship CLASS # 1203

DIVISION CHAMPION	DIVISION RESERVE CHAMPION	CLASS CHAMPION	CLASS RESERVE CHAMPION	PURPLE	BLUE	RED	WHITE
<input type="checkbox"/>	<input type="checkbox"/>	<input type="checkbox"/>	<input type="checkbox"/>	<input type="checkbox"/>	<input type="checkbox"/>	<input type="checkbox"/>	<input type="checkbox"/>

A. To help 4-H members get more out of the conference judging method they may make use of a 5" x 7" Conference Judging Card.

B. This card can be:

1. Given directly to the judge at the beginning of the conference to give the judge an understanding of where the 4-H member is in the project, including experience level in the project.
2. Kept with the 4-H member and used as a reference throughout the conference, helping the 4-H member feel more confident when talking with the judge.

C. This is optional and 4-H members can decide for themselves if they want to make use of a conference judging card.

D. Cards should be prepared prior to the fair.

E. Below is an example of the information that will be acceptable on the conference card.

USE ONLY A 5" X 7" CARD OR SHEET OF PAPER

NAME _____ NO. YRS. IN THIS PROJECT _____

WHAT I LEARNED, MADE AND DID AT THE PROJECT MEETINGS I WAS ABLE TO ATTEND.

Note: IF no meetings were held or there wasn't a project leader, write: NO MEETINGS WERE HELD

WHAT I LEARNED, MADE AND DID AT HOME ON MY OWN OR WITH THE HELP OF MY PARENTS OR ANOTHER FAMILY MEMBER.

THIS IS TO BE THE ONLY INFORMATION LISTED ON YOUR CONFERENCE CARD SHOULD YOU CHOOSE TO USE ONE.

Judging Time: Tuesday - 1:30 p.m.

Division Rules:

A. Banners should illustrate a phase of 4-H work which is being practiced by youth in 4-H or promote 4-H generally.

B. Banners are to be a TWO-DIMENSIONAL display, depicting one idea. Three-dimensional objects cannot be attached to the banner.

C. Dimensions are to be no less than 12 and no more than 16 square feet, with no side less than 3 feet.

D. Banners must be hung on a rod strong enough to support the banner. One wire or chain should be attached to both ends of the rod which will permit the banner to be hung.

E. Banners are to be made of non-flammable materials that can be folded or rolled without damage to the display.

F. A label is to be attached to the front lower left-hand (as you face it) corner of the banner giving the name of the club, and year. Letters should be 2" in height. Waterproof ink is recommended.

G. See letter M. under General Rules (Page 10) for guidelines related to using copyrighted and/or trademarked materials in banners.

H. Judging will consist of:

- | | |
|------------------------------|-----|
| 1. Educational Value | 45% |
| 2. Appearance | 25% |
| 3. Interest & Originality | 25% |
| 4. Quality of Materials Used | 5% |

I. Judges will be asked to prepare written comments for each banner.

J. The Banner Division Champion and Reserve Champion may be selected from all exhibits.

Classes:

202 - Community Club Banner

203 - Project Club Banner

Market Beef Weigh-In: Monday - 4:00-6:00 p.m.

Judging/Practice Times Tuesday:

-12:15 p.m. bucket calf practice

-5:00 p.m. bucket calf consultation judging

-show beginning at 7:00 p.m. with the bucket calf showmanship and ribbon presentation followed by the breeding beef classes, beef showmanship, and then the market beef in the show order determined after weight breaks are posted

Division Rules:

A. Be sure to read the general rules, livestock rules, livestock health rules, and auction guidelines at the front of this book.

B. All beef cattle must be double tied. Members must provide halter and neck rope for the double tie. You may tie livestock in the show ring ONLY while you are cleaning your stall. They must be double tied and you must clean and rake the area they were in. Out of respect to other 4-H members, please double check the fair schedule and make sure animals are out and the ring is cleaned one hour before the next show.

C. Tie out of beef animals will be allowed from 9:00 p.m. to 7:30 a.m. Exhibitors who tie cattle outside of the barn will be responsible for their cattle and for cleaning the tie out area. *A tie out corral will be provided.* Exhibits may not tie out off of the fairgrounds.

Bucket Calf Rules:

A. Judged by conference method based on the following:

1. **KNOWLEDGE** - 60 points - How much does the exhibitor know about his or her animal: breed and gender of their project animal, feeding, health care and general management.
2. **QUALITY** - 20 points - General overall health and condition of the animal along with the good beef or dairy characteristics represented by the project animal.
3. **APPEARANCE** - 10 points - The cleanliness, trimming, clipping and grooming of the project animal as well as the appearance of the exhibitor.
4. **PRESENTATION** - 10 points - The exhibiting, handling and leadability of the project animal.

B. The Class Champion and Reserve Champion in each Bucket Calf Class will be awarded Division Champion and Division Reserve Champion rosettes.

C. Bucket calves must be born between January 1 and May 20 of the current 4-H year.

D. Bucket calf consultation judging will be completed in a random order with the judging schedule available at the 12:15 p.m. practice.

E. If you would like to show your Bucket Calf in a 2nd year bucket calf class at the following year's fair, it must be tagged before it leaves the current fair.

Bucket Calf Classes:

300 - Members age 7-9 years old as of January 1 of the current year.

301 - Members age 10-12 years old as of January 1 of the current year.

Breeding Beef Rules:

A. Entry forms for Breeding Beef are due to the Extension Office on Monday, July 17th by 5:00 p.m.

B. Members may exhibit two breeding beef per class, not to exceed five breeding beef in total.

C. Each breed will show separately except 2nd year bucket calves which will have their own class.

D. No animal may be shown in more than one class.

E. 2nd year bucket calves must have been shown by the same 4-H member and tagged at the previous year's fair.

F. Breeding Beef Division Champion and Reserve Champion may be designated by the judge from Champions and Reserve Champions in each breed and the 2nd Year Bucket Calf Class.

Breeding Beef Classes:

302 - Senior Heifer Calf born Sept. 1 to Dec. 31 previous year

303 - Summer Yearling born May 1 to Aug. 31 previous year

304 - Junior Yearling born Jan. 1 to April 30 previous year

305 - Aged Cow born prior to Jan. 1 previous year

306 - Cow and Calf - cow of any age, calf born after Jan. 1 current year

307 - Calf born after January 1 current year

308 - 2nd Year Bucket Calf

- Division Champion Breeding Beef Class

Market Beef Rules:

A. ALL MARKET BEEF MUST WEIGH AT LEAST 1100 POUNDS AT FAIR WEIGH-IN TO SELL AT THE FAIR AND TO SHOW FOR CHAMPION.

B. Market beef must have been born after January 1 of previous year. Permanent incisor teeth cannot have erupted and baby teeth must be present. Those animals which have lost any of their baby teeth will only be allowed to show in the showmanship class.

C. All market beef must be tagged by May 1st.

D. Each 4-H member may exhibit two market beef per breed, not to exceed five market beef in total.

E. Weight breaks and classes to be used will be determined following fair weigh-in. Additional classes will be added as needed separated on weight breaks. Must have three steers of one breed to create a purebred class.

F. 2nd year bucket calves must have been shown by the same 4-H member and tagged at the previous year's fair.

G. Market Beef Division Champion and Reserve Champion may be designated by the judge from Breed Champions and Reserve Champions in Purebred Market Steer Classes (if added), All Other Purebred Market Steer Class, Crossbred Market Steer Class, Market Heifer Class, and 2nd Year Bucket Calf Class.

Market Beef Classes:

349 – Prospect Market Beef Class (500 to 900 pounds, any breed)

350 - Lightweight Market Beef Class (all market beef not meeting the weight requirement of 1100 pounds and not eligible for the Prospect Class will show in this class, regardless of breed)

351 - Purebred Market Steer Class (To be named if needed)

352 - Purebred Market Steer Class (To be named if needed)

353 - Purebred Market Steer Class (To be named if needed)

355 - All Other Purebred Market Steer Class

357 - Crossbred Market Steer Class

358 - Crossbred Market Steer Class

359 - Crossbred Market Steer Class

360 - Crossbred Market Steer Class

- Champion Crossbred Market Steer Class

364 - 2nd Year Bucket Calf Class

365 - Market Heifer Class

- Division Champion Market Beef Class

Beef Showmanship Rules:

A. Open to any breeding beef or market beef exhibitor.

B. 4-H member must show their own animal.

C. Class Champions and Reserve Champions from classes 375-377 will compete to determine Beef Showmanship Champion and Reserve Champion who will move on to the Round Robin Contest. Showmanship ribbons will be awarded.

Beef Showmanship Classes:

375 - Beef Showmanship (14 & older)

376 - Beef Showmanship (10 to 13-year old)

377 - Beef Showmanship (7 to 9-year old)

- Champion Beef Showmanship Class

Rate of Gain Contest Rules:

A. Open to any 4-Her enrolled in the market beef project who is a member of a Geary County Community 4-H Club.

B. Market beef must be weighed at official county weigh-in (beginning weight) and at the fair weigh-in (ending weight).

C. Market beef must be exhibited at the fair to be eligible.

D. Winner will be announced during the beef show. Name, ADG, and year will be engraved on a plaque kept in the trophy case at the 4-H Building.

Judging Time: Monday - July 17

-Clothing Construction Classes and Educational Exhibits will be judged by conference method as scheduled in the morning.

-Fashion Revue Classes will be judged by conference method as scheduled starting at 1:00 p.m.

Division Rules:

A. Clothing will be on display at the Geary County Free Fair. Members MUST HAVE articles displayed at the fair to collect ribbons and premium money. Bring clothing to Fair Set-up or Foods/Photography Judging. Please bring clothing on swivel hangers for ease of display.

B. Articles, garments, and outfits may have been used or worn, but shall be carefully laundered or cleaned before being exhibited.

C. Identification labels are required.

1. Type or print on a clothing label or a 3" x 2½" piece of cloth: 4-H Member's Name, Class Number, and County
2. Sew or safety pin (no straight pins) labels on inside of garment (back of neck, center back of waistband, or left end of apron band) before construction judging. Label each piece. If you take the label out for Fashion Revue judging, you must sew or safety pin it back in before exhibiting at the fair.

Clothing Construction/Educational Exhibit Rules:

A. Limit 4 entries in clothing construction classes and 2 entries in educational classes per 4-H member.

B. Pre-cut kits are acceptable for all clothing classes. All articles/garments must be finished for use.

C. Submit a photo of non-modeled clothing construction items, preferably with the 4-H member included, at clothing construction judging. Size of photo not to exceed 5" wide and 6" tall. These photos will be displayed at the fair with constructed items.

D. Since care labels are not always available, NO care label will be required; however, 4-H members should know how to care for fabrics they purchase.

E. The purpose of an educational exhibit is to share with others what you learned in the *clothing construction or clothing buymanship* project. Exhibits may be in the form of a poster, notebook, or display. See poster and display guidelines on Pages 16-17 and copyright/trademark guidelines in letter M. on Page 10. Name and county must be clearly marked on educational exhibits.

F. Clothing Construction Champions and Reserve Champions may be designated by the judge(s) for Junior (7-9), Intermediate (10-13) and Senior (14 and older). Educational Exhibit Champion and Reserve Champion may be selected from all Educational Exhibits.

Clothing Construction/Educational Exhibit Classes:

*400 - An article, garment or outfit constructed by a 7 to 9-year old exhibitor.

*401 - Educational exhibit prepared by a 7 to 9-year old exhibitor.

*402 - An article, garment or outfit constructed by a 10 to 13-year old exhibitor.

*403 - Educational exhibit prepared by a 10 to 13-year old exhibitor.

*404 - An article, garment or outfit constructed by a 14 and older exhibitor.

*405 - Educational exhibit prepared by a 14 and older exhibitor.

*406 - Recycled Clothing Project - An item made of at least 50% recycled material (recycled means reusing an existing item in a new way). Could be remaking/ redesigning a garment, re-purposing a clothing item for a new use, etc. Must include sewing of some kind. An index card no larger than 4" x 6" MUST accompany entry describing the recycled materials and how they were used in the item.

Fashion Revue Rules:

A. Fashion Revue is open to any 4-H member enrolled in Clothing and Textiles and/or Fiber Arts.

B. Members who have constructed the majority of their outfit may model 4 garments. Members who have purchased the majority of their outfit may model 2 garments.

C. BUYMANSHIP - Majority of outfit must be purchased (not borrowed) during the current 4-H year and modeled by the 4-H member or made by another individual for the 4-H member if the fabric and pattern were chosen by the 4-H member. Everything which is commonly considered an outer garment must be purchased by the 4-H member or constructed by another person (vest, jacket, dress, skirt, pants, coat, etc.).

D. CONSTRUCTED GARMENTS - Majority of outfit must be constructed during the current 4-H year and modeled by the 4-H member who made the garment/outfit. Everything which is commonly considered an outer garment must be constructed (vest, jacket, dress, skirt, pants, coat, etc.). A sweater, blouse or shirt that is worn underneath another constructed garment can be purchased or made. (Includes Fiber Arts constructed articles that are to be worn.)

E. Constructed garments that are being modeled must also be exhibited in consultation judging with clothing construction judges.

F. Members are expected to be present at judging. If a situation occurs beyond your control that would prevent you from being at judging, contact the Extension Office for other options.

G. After the pre-entry deadline, you will be sent a schedule indicating when you are to model.

H. There is a specific entry card for Fashion Revue judging.

I. Contestants should use good sense in choosing items that are appropriate to be modeled publicly.

J. Participant may model only what can be worn. Garments cannot be carried and all accessories must be wearable.

K. Bring to judging:

1. Completed Fashion Revue Evaluation Scorecard (one per outfit) with photo attached. Size of photo not to exceed 5" wide and 6" tall.
2. Completed Cost Per Wear Sheets which are required for Level 3 & 4 exhibitors (age 12 and up). Cost Per Wear Sheets are optional but recommended for Level 1 & 2 exhibitors (age 7 to 11). Make sure to use current Cost Per Wear form.

L. Fully descriptive script for garments must be turned in before leaving the day of Fashion Revue judging for Public Revue. Script must be complete and not need editing. Assistance in writing script will be available.

M. In consideration of length of the Public Revue, each 4-H member will be allowed to model only two outfits total (this can be two constructed garments, two buymanship garments, or one of each).

N. The Fashion Revue Champions and Reserve Champions may be designated by the judges for Junior, Intermediate and Senior in the areas of Construction, Boys Buymanship, and Girls Buymanship.

O. Division Champion and Reserve Champion in 14 and older (Senior) classes will be the Geary County State Fair Representatives. If the Champion or Reserve Champion cannot attend, the judges will have named a "State Fair Designate" who will then represent Geary County.

Fashion Revue Classes:

Constructed Fashion Revue

1200 - Construction 7 to 9-year old

1201 - Construction 10 to 13-year old

1202 - Construction 14 and older

Girls Buymanship

1203 - 7 to 9-year old Jr. Girls Buymanship

1204 - 10 to 13-year old Intermediate Girls Buymanship

1205 - 14 and older Sr. Girls Buymanship

Boys Buymanship

1206 - 7 to 9-year old Jr. Boys Buymanship

1207 - 10 to 13-year old Intermediate Boys Buymanship

1208 - 14 and older Sr. Boys Buymanship

Division Rules:

A. This Division is open to any 4-H member enrolled in Cloverbuds.

B. All products made in this division will be exhibited for display purposes only. All entries will be given participation ribbons.

C. All exhibits should have a completed entry card securely attached for identification purposes.

D. All exhibits will be grouped together by club.

E. Exhibits may be the product of a project completed during a Cloverbud meeting, or a project completed at home.

F. Cloverbuds may exhibit up to three entries.

G. Cloverbuds may not exhibit live animals or participate in fashion revue.

Class:

2300 - Cloverbud Project Item

Judging Time: Tuesday - 12:30 p.m.

Division Rules:

A. Each exhibitor is allowed two entries per class with a maximum of 8 entries total.

B. All classes calling for a gallon sample may have a 2½ to 3 inch in diameter cylinder placed in a glass gallon container to reduce the amount of grain to about 3 quarts.

C. VARIETY OR HYBRID MUST BE NAMED FOR EACH ENTRY.

D. Products exhibited in this division must have been grown by the 4-Her in the current year, with the exception of soybean seed and edible field bean seed.

E. Exhibits should be as mature as possible.

F. For all hay classes, exhibit one flake or slice from a rectangular bale or a 10-inch section cut from a round bale. The flake or slice should be approximately 6 inches in thickness and tied in 2 directions.

G. Exhibits can be brought in Monday from 4:00 p.m. to 7:00 p.m. or Tuesday by 11:00 a.m.

H. The Crops Division Champion and Reserve Champion may be designated by the judge from Class Champions and Reserve Class Champions in classes 600-627.

Classes:

*600 - Barley - one-gallon sample

*601 - Corn - one-gallon sample

*602 - Corn, white - ten ears

*603 - Corn, yellow - ten ears

*604 - Oats - one-gallon sample

*605 - Hybrid forage sorghum - *5-inch bundle, tied*
exhibit entire plant, no roots

*606 - Other forage sorghum - *5-inch bundle, tied*
exhibit entire plant, no roots

*607 - Hybrid grain sorghum - ten heads

*608 - Soybeans - one-gallon sample

*609 - Soybeans - bundle of 5 plants

*610 - Edible field beans - one-gallon sample

*611 - Edible field beans - bundle of 5 plants roots intact

*612 - Confectionery sunflowers - three heads

*613 - Confectionery sunflower seeds - one gallon
sample

*614 - Oil sunflowers - three heads

*615 - Oil sunflower seeds - one-gallon sample

*616 - Hard red winter wheat - one-gallon sample

*617 - Hard white wheat - one-gallon sample

*618 - Soft red winter wheat - one-gallon sample

*619 - Alfalfa seed - one-gallon sample

*620 - Brome grass seed - one-gallon sample

*621 - Other tame grass seed - one-gallon sample

*622 - Alfalfa hay

*623 - Cool season grass hay (fescue, etc.)

- *624 - Native grass hay
- *625 - Miscellaneous crops - exhibit to consist of one-gallon sample of seed or 10 heads
- *626 - Wheat variety display (contact the Extension Office for specific guidelines)
- *627 - Weed control exhibit (contact the Extension Office for specific guidelines)

Judging Time: Monday - 7:00 p.m.

Division Rules:

- A. Be sure to read the general rules, livestock rules, and livestock health rules at the front of this book.
- B. Entry forms for Dairy Cattle are due to the Extension Office on Monday, July 17th by 5:00 p.m.
- C. Lactating cows may be brought in by 5:30 p.m. on Monday and released following the Dairy Show. Those entries are to be checked in with the superintendent on Monday between 5:30 - 6:30 p.m.
- D. Limit two animals per class, not to exceed five in total.
- E. Dairy Division Champion and Reserve Champion may be designated by the judge from all entries.

Cattle Classes:

- *700 - Brown Swiss (born after Sept. 1, 2022)
- *701 - Brown Swiss (born Sept. 1, 2021 - Sept. 1, 2022)
- *702 - Brown Swiss (born before Sept. 1, 2021)
- *703 - Holstein (born after Sept. 1, 2022)
- *704 - Holstein (born Sept. 1, 2021 - Sept. 1, 2022)
- *705 - Holstein (born before Sept. 1, 2021)
- *709 - Jersey (born after Sept. 1, 2022)
- *710 - Jersey (born Sept. 1, 2021 - Sept. 1, 2022)
- *711 - Jersey (born before Sept. 1, 2021)
- *712 - Milking Shorthorn (born after Sept. 1, 2022)
- *713 - Milking Shorthorn (born Sept. 1, 2021 - Sept. 1, 2022)
- *714 - Milking Shorthorn (born before Sept. 1, 2021)
- *715 - Ayrshire (born after Sept. 1, 2022)
- *716 - Ayrshire (born Sept. 1, 2021 - Sept. 1, 2022)
- *717 - Ayrshire (born before Sept. 1, 2021)
- Champion Dairy Animal Class

Showmanship Rules:

- A. 4-H member must show their own animal.
- B. Class Champion and Reserve Champion from classes 719-721 will compete to determine Dairy Showmanship Champion and Reserve Champion who will move on to the Round Robin Contest. Showmanship ribbons will be awarded.

Showmanship Classes:

- *719 - Dairy Showmanship (14 & older)
- *720 - Dairy Showmanship (10 to 13-year old)
- *721 - Dairy Showmanship (7 to 9-year old)
- Champion Dairy Showmanship Class

Judging Time: Friday, July 21st - 6:30 p.m.

Division Rules:

- A. Copy of proof of current vaccination (vaccination certificate or health certificate) signed by a veterinarian must be submitted to the Extension Office with pre-registration. The State 4-H Dog Show Immunization Record card must also be submitted to the Extension Office at this time. Required vaccinations include: Bordetella, Distemper, Hepatitis, Parvovirus, Parainfluenza, and Rabies. Dogs must be at least 6 months of age at time of show.
- B. Any abuse of dogs on grounds, or in the building, will result in disqualification.
- C. No dog in season will be allowed to show.
- D. Any dog fouling the ring will receive a white ribbon.
- E. Baiting dogs is not allowed *in the ring*.
- F. No mobile phones or other electronic devices are allowed in the ring.
- G. A well-fitting collar of leather, chain, or fabric is to be used for obedience. No spiked, pinch, special training collars, and hanging objects from collars are allowed.
- H. Members may enter only one dog per class.
- I. Dog Obedience Champion and Reserve Champion may be designated by the judge from Class Champions and Reserve Class Champions in classes 900-904.

Obedience Classes:

- 900 - Pre-Novice A
 - First year member, first year dog.
 - Heel and figure 8 (on leash)
 - Stand for examination (on leash)
 - Recall (on leash)
 - Long sit - 1 minute (on leash)
 - Long down - 3 minutes (on leash)
- 901 - Pre-Novice B
 - Experienced handler, first year dog or experienced dog, first year handler.
 - Same obedience as Pre-Novice A

***902 - Novice A**

For first year off leash for handler AND first year off leash for dog.

- Heel and figure 8 (on leash)
- Stand for examination (off leash)
- Heel (off leash)
- Recall (off leash)
- Long sit - 1 minute (off leash)
- Long down - 3 minutes (off leash)

***903 - Novice B**

For experienced off leash handler, with a first or second year dog, or those not qualifying in Novice in prior years.

Same obedience as Novice A

***904 - Graduate Novice:**

For all 4-H members with dogs who have qualified in novice.

- Heel (on leash)
- Stand for examination (off leash)
- Heel free and figure 8
- Drop on recall
- Long sit - 3 minutes (4-H member out of sight)
- Long down - 5 minutes (4-H member out of sight)

Showmanship Rules:

- A. 4-H member must show their own animal.
- B. This class will be judged on the fitting of the dog; clean and well brushed, tone and condition of coat, healthy appearance, teeth, toenails, and eyes. Handler will be judged on alertness, grace and ease, coordination with the dog and the reaction of dog to handler with straight and even gait and movement of dog.
- C. For showmanship, use a show lead that serves as both collar and lead or a fine link chain collar, a "snake" chain or a fabric slip collar with a narrow lightweight fabric or leather lead. No spiked, pinch, special training collars, and hanging objects from collars are allowed.
- D. Dog Showmanship Champion and Reserve Champion may be designated by the judge from Class Champions and Reserve Class Champions in classes 910-913.

Showmanship Classes:

- *910 - Dog Showmanship (15 & older)
- *911 - Dog Showmanship (12 to 14-year old)
- *912 - Dog Showmanship (9 to 11-year old)
- 913 - Dog Showmanship (7 to 8-year old)

Judging Time: Tuesday - 11:30 a.m. (Conference Method)

Division Rules:

- A. Only those who have met the requirements of the electric, small engine, or wind energy project are eligible to exhibit in this division.
- B. Items that have been used should be cleaned for exhibit.
- C. See poster and display guidelines on Page 16-17 and copyright/trademark guidelines in letter M. on Page 10.
- D. The Energy Management Division Champion and Reserve Champion may be designated by the judge from Class Champions and Reserve Class Champions in classes 1000-1008.

Electric Rules:

- A. Electric exhibits must be able to be operated using only 110 or 120V AC or battery power. If battery power is required batteries must be furnished. (The Extension Office will provide a surge-protected electrical strip if needed.)
- B. Exhibits must be constructed such that the judge has wiring access to examine the quality and safety of workmanship.
- C. No hand dipped solder may be used on exhibits.
- D. Sheet of operating instructions must be furnished for any exhibit not self-explanatory.
- E. Any project with complexity of size or electronics must have instructions for assembly and use and equipment available at the time of judging for actual testing of the exhibit.

Electric Classes:

- *1000 - AC Electric Projects. Electric projects with a 110 or 120V alternating current (AC) power source. Some project examples are household wiring demonstrations, small appliances, extension cords, trouble lights, indoor or outdoor wiring boards, or shop lights. Projects may be a restoration or original construction. The project must be operational and meet minimum safety standards. AC projects must be 110 or 120 V (no 240 V exhibits are allowed).
- *1001 - DC Electric Projects. Electric projects with a battery or direct current power source. This class includes electric kits or original projects. This class also includes demonstration DC powered projects. Examples include: wiring two- or three-way switches, difference between series/parallel lighting circuits or wiring doorbell switches. All DC electric projects must include batteries supplied by 4-H member.

*1002 - Electronics Projects. Electronic projects with a battery or direct current power source. This class includes electronic kits or original projects. Examples include radios, telephones, toy robots, light meters, security systems, etc. May be constructed using printed circuit board, wire wrap, or breadboard techniques. Include instruction/assembly manual if from a kit. Include plans if an original project.

*1003 - Educational Displays and Exhibits. The purpose of the educational display and exhibit is to educate the viewer about a specific area of the 4-H electric project. The display or exhibit should illustrate one basic idea. This class includes any educational displays, exhibits or science fair type projects which DO NOT have a power source, i.e. exhibits, posters or displays of wire types, conduit types, electrical safety, tool or motor parts identification or electrical terminology. Educational displays and exhibits must be legible from a distance of four feet.

Small Engines Rules:

A. All small engines exhibits should involve engines smaller than 20 horsepower.

B. Engines should contain no fuel in tank or carburetor.

C. No complete engines, lawn tractors, tillers, or chainsaws are permitted for display in classes 1004 and 1005.

Small Engines Classes:

*1004 - Display - Exhibit a display, selecting one of the following options:

- 1) identifying different engine or lawn and garden equipment parts or showing the function of the various engine or lawn and garden equipment parts
- 2) identifying and explaining the function(s) of different special tools needed for small engine work
- 3) illustrating and providing the results of any one of the experiments that are included in the project books

*1005 - Maintenance - Exhibit a display that illustrates either:

- 1) routine maintenance procedures
- 2) diagnosing and troubleshooting specific problems in an engine

*1006 - Operation - Exhibit an operable small engine (no more than 20 HP) overhauled or rebuilt by the member. Include maintenance schedule for the engine and a brief description of steps taken by the member overhauling or rebuilding the engine.

Alternative Energy Classes:

*1007 - Educational Display - Create an exhibit that addresses a focused topic related to power generated from a renewable energy source. The purpose of the exhibit is to inform and create awareness.

*1008 - Experiment - Display an experiment addressing a problem or question related to power generated from a renewable energy source. Include hypothesis, background research, variables, a control, data, findings, conclusions and recommendations for future study.

Judging Time: Tuesday - 12:30 p.m.

Division Rules:

A. Resources for exhibiting can be found on the Kansas 4-H Entomology project website.

B. Purchased insects are not to be exhibited in collections, but they may be used in educational displays.

C. The Entomology Division Champion and Reserve Champion may be designated by the judge from Class Champions and Reserve Class Champions in classes 1100-1110.

Collection Rules:

A. All entries should be submitted in an 18 x 24 x 3½ inch wooden display box with a clear plastic top (such as plexiglass). Boxes can be hand-made or purchased as long as they are of the correct size and do not have a glass top. See specific phase for box and specimen number limitations. *Exception is class 1100 which should follow guidelines as stated with class information.*

B. Each exhibitor is required to identify each box with two identification labels bearing exhibitor's name, county, class, and statement of taxonomy used: a. "Insects in Kansas" or b. "Insects in Kansas Book: 2016 Revised Taxonomy" which follows www.bugguide.net. One label goes in the upper left corner of the box (inside) and the other on the lower right corner of the box (outside).

C. The number of orders, specimens (and families where required) must be included on both of the exhibitor's box identification labels. Only one adult insect per species can be used in the collection boxes and notebook classes, unless labeled as male or female and correctly identified.

D. Arrange specimens in the box so it can be displayed lengthwise.

E. Arrange specimens in groups or rows parallel to the short sides of the box. Specimens are to be arranged in the box according to Order then family where required. The sequence arrangement of the Orders in the box will be left up to the member.

F. Two labels should be centered on the pin beneath each specimen. First (closest to the specimen) is the common name label and the second label should include date/locality. Full county name and state abbreviation should be on the second label. Collector's name on the date/locality label is optional.

G. Specimens of soft bodied insects such as aphids, lice, termites, etc. should be exhibited in alcohol filled vials; however, the use of alcohol filled vials should be limited to only those specimens that lose their shape when pinned, since the vials pose a significant hazard to the rest of the collection if they become loose in transit.

H. Only specimens of the class Insecta should be included.

I. The specimens should be collected by the exhibitor and should focus on Kansas insects. Insects may be collected from one county into bordering states and labeled accordingly. Refer to the Kansas 4-H Entomology project website for full details on out-of-state insects in collections.

Collection Classes:

1100 - Introductory Entomology Collection

Introductory Entomology is designed for beginners. 4-H member may exhibit in this class a maximum of two years. *Display in one or two shoe boxes, pencil boxes, plastic storage boxes, cake pan with a clear lid or one standard display box a minimum of 15 and a maximum of 30 species representing at least 6 orders.* "Insects in Kansas" book - Orthoptera, Hemiptera, Homoptera, Coleoptera, Hymenoptera, and/or Diptera OR "Insects in Kansas Book: 2016 Revised Taxonomy", which follows www.bugguide.net – Odonata, Orthoptera, Hemiptera, Coleoptera, Hymenoptera, and/or Diptera. *The boxes should be covered with a piece of plastic wrap, plexiglass or other protective covering taped across the top of the box or covering the box.* Follow the general guidelines for collections.

***1101 – Beginning I Entomology Collection**

Display in one standard box a minimum of 50 and maximum of 125 species representing at least 7 orders. Members can exhibit in this class a maximum of three years, or until they receive a purple ribbon at the Kansas State Fair, whichever comes first.

***1102 - Beginning II Entomology Collection**

Display in one standard box a minimum of 75 and maximum of 150 species representing at least 9 orders. Members can exhibit in this class a maximum of three years, or until they receive a purple ribbon at the Kansas State Fair, whichever comes first.

***1103 - Intermediate Entomology Collection**

Display a minimum of 100 and a maximum of 300 species representing at least 10 Orders. Two standard boxes can be used. Family identification is required for all insects in any two of the six basic orders as outlined in Class 1100 - Introductory Entomology Collection (only two will be counted for judging). On a piece of paper list what you did to improve your collection during the current year. Members may continue to exhibit in this class for a maximum of 3 years. Exhibitor will move up if they receive a purple ribbon at the Kansas State Fair.

***1104 - Advanced Entomology Collection**

Display a minimum of 150 and maximum of 450 specimens representing at least 12 Orders. Three standard boxes can be used. Family identification is required for all insects belonging to the six basic orders as outlined in Class 1100 - Introductory Entomology Collection. Only families in the six basic orders will be counted for judging. Family identification of insects in the remaining orders is optional, but desirable as long as accuracy is maintained. On a piece of paper list what you did to improve your collection during the current year. Examples: what insects did you add or replace; what orders and/or families you added; what leadership you provided in this project; and/or what insects you have studied. Attach paper to the back of one of the display boxes. Members may continue to exhibit in this class for an unrestricted number of years.

Educational Display Rules:

A. Share with others what you learned in this project. Exhibit any activity or learning experience related to the field of entomology or the Teaming with Insects curriculum that does not fit into Entomology Collection or notebook classes above. *Class 1106 Monarch Butterfly Education Display should teach the public about the Monarch Butterfly and/or ways to protect and conserve it.*

B. The exhibit may be, but isn't limited to, original works, digital presentation (must provide printed hardcopy for exhibit purposes for duration of fair), programs, websites, games, apps, display box, notebook, display, or poster which you have made.

C. If the exhibit is a wooden display box, it must be 18 x 24 x 3½ inches with a clear plastic top (such as plexiglass) and displayed horizontally.

D. See poster and display guidelines on Page 16-17 and copyright/trademark guidelines in letter M. on Page 10.

E. Name and county must be clearly marked on educational exhibits.

Educational Display Class:

*1105 - Educational Display (open to participants in any level)

*1106 - *Monarch Butterfly Educational Display (open to participants in any level)*

Entomology Notebook Rules:

A. Individual entries are to be placed for display in a three-ring notebook for competition.

B. Each exhibitor is required to identify the notebook by placing a Title Page in the front of the notebook bearing the exhibitor's name, county, class, and statement of taxonomy used: a. "Insects in Kansas" or b. "Insects in Kansas Book: 2016 Revised Taxonomy" which follows www.bugguide.net. The number of orders, specimens, and families (required in Intermediate and Advanced classes) must also be included on the Title Page.

C. Specimen pages should be grouped according to order and should include one page per species. If more than one insect is in the photo, an arrow to indicate identified insect should be used.

D. Date, common name, full county name, and state abbreviation should be included for each species. Collector's name on the specimen page is optional.

E. Specimen pages should have two different views of the insect if possible. If pictures are taken on different dates/localities, include information for both.

F. A statement describing the habitat where found/host plant may be included and is encouraged and will be worth a bonus 10 points total, not per page. For Intermediate and Advanced notebooks, this is strongly encouraged.

G. A divider page is to be placed in front of each order of insects with the order name printed on the tab for the page and also on the front of the divider page.

H. For the Intermediate and Advanced classes, insects are also to be grouped by family behind each order divider.

I. If the exhibitor has been in the same class for more than one year, a separate sheet of paper needs to be added stating how many years the exhibitor has been in this class of the project and what the exhibitor did this year to improve their notebook. Place the paper just behind the Title Page in the front of the notebook.

J. A special project must be completed each year and included in the notebook. See project guideline materials on the Kansas 4-H Entomology project website.

K. Refer to the publication "[Entomology Collection Notebook Guidelines](#)" on the Kansas 4-H Entomology web page for more detailed rules for exhibiting.

Entomology Notebook Classes:

*1107 - Introductory Entomology Notebook

Display a minimum of 10 and a maximum of 30 insect species representing at least six different orders. A member may exhibit in this class for a maximum of two years.

*1108 - Beginning Entomology Notebook

Display a minimum of 20 and a maximum of 60 insect species representing at least seven different orders. A member may exhibit in this class for a maximum of three years or until they receive a purple ribbon at the Kansas State Fair, whichever comes first.

*1109 - Intermediate Entomology Notebook

Display a minimum of 60 and a maximum of 100 species representing at least nine orders. Family identification is required for all insects in any two of the six orders as outlined in Class 1100 - Introductory Entomology Collection (only two will be counted for judging). A member may exhibit in this class for a maximum of three years.

*1110 - Advanced Entomology Notebook

Display a minimum of 100 and a maximum of 200 species representing at least twelve orders. Family identification is required for all insects belonging to the six basic orders as outlined in Class 1100 - Introductory Entomology Collection. Only families in the six basic orders will be counted for judging. Family identification in the remaining orders is optional, but desirable as long as accuracy is maintained. Members may continue to exhibit in this class for an unrestricted number of years.

Judging Time: Tuesday - 12:30 p.m.
(Conference Method)

Division Rules:

A. A Junior is age 7-11 and a Senior is age 12 and older.

B. A member may exhibit two entries per class.

C. Fiber Arts is defined as any method of creating a unique design with fiber, fabric or yarn. Non-textile (ex. - wood, reed, straw, grass, etc.) baskets/pieces should be entered in the Visual Arts Division.

D. Identification labels are required.

1. Type or print on a clothing label or 3" x 2½" piece of cloth: class number, county, and exhibitor's name.
2. Sew or safety pin (no straight pins) this ID label on the corner of flat articles.
3. For garments, attach ID label to the front left shoulder seam, or left side of waistband, as if you were wearing the garment.

E. All exhibits which need to be hung MUST have the appropriate saw tooth hanger, rod, wire or other mechanism attached in order to be properly displayed.

F. Articles that are to be worn may be modeled in the Fashion Revue Classes of the Clothing Division.

G. Special consideration will be given to articles which are of original design. Such articles should have a note attached explaining the original design.

H. All articles and garments must be finished for use.

I. When articles are normally worn as a pair, both articles must be shown together. Fasten articles together securely with yarn.

J. Exhibitors are expected to be enrolled in the Fiber Arts project in which they are entered. When the exhibit is a sewn garment that also includes one or more Fiber Art techniques (i.e. knitting, crochet, needle arts, or patchwork and quilting), the determination of what division (Clothing or Fiber Arts) and class in which to enter will be left with the 4-H participant.

K. Fiber Arts Division Champion and Reserve Champion may be designated by the judge from Class Champions and Reserve Class Champions in classes 500-519 in both the Junior and Senior age groups.

Classes:

Crochet, an article including felted items

*500 – Junior

*501 – Senior

Knitting, an article made either by hand or by knitting machine including felted items

*502 – Junior

*503 – Senior

Classes (continued):

Needle Arts, an article created by hand using any of the following techniques:

- a) Embroidery and cross-stitch, b) Needlepoint, c) Candle wicking, d) Crewel, e) Lacework, f) Applique

*504 – Junior

*505 – Senior

Patchwork or Quilted article – it is an acceptable practice for the exhibitor to create the patchwork or quilted article and have someone else quilt it

*506 – Junior

*507 – Senior

Rug Making, a rug – acceptable techniques include braiding, latch hook, tying, floor cloth, etc. – the finished product should be an item that would be used in the home

*508 – Junior

*509 – Senior

Spinning, a skein – minimum 10 yards in length

*510 – Junior

*511 – Senior

Weaving, a woven article – members should attach information about the type of loom or process used

*512 – Junior

*513 – Senior

Ethnic Arts, an article – This is defined as a Fiber Art technique that is associated with a specific country or culture. It is a practical skill that was developed to provide basic family needs such as apparel, home furnishings or decorations. It is also defined as a method that has been maintained throughout history and passed on to others, often by observation and by example, such as batik, Swedish huck towel weaving, mud cloth, bobbin weaving, tatting, felted items that are not knitted or crocheted, etc. Members should attach information on the history of the ethnic fiber art, where it was used, by whom, how it was used, short description of technique, etc.

*514 – Junior

*515 – Senior

Macrame, an article

*516 – Junior

*517 – Senior

Educational Notebook - share with others what you learned in this project about a particular Fiber Art. Exhibits should be in the form of a notebook or binder. The notebook should include a narrative section describing the fiber art. It should include a clear description of the project, technique, budget, supplies, goals, accomplishments, successes, failures, and future plans. It may include samples of techniques, how-to, photographs of completed projects, or other ways of educating others about fiber arts. NOTE: a collection of brochures, web pages, patterns, record book forms, etc. does not constitute an educational notebook. Name, county, and fiber art covered must be clearly marked in the notebook.

*518 – Junior

*519 – Senior

Judging Time: Tuesday - 11:00 a.m.
(Conference Method)

Division Rules:

A. Members may exhibit two entries per class with a maximum of 10 entries per exhibitor.

B. Entries can be brought in Monday from 4:00 p.m. to 7:00 p.m. or Tuesday by 11:00 a.m.

C. Entries should not take over one square foot of table space.

D. All entries must be freestanding, easily moved, and not require any special equipment to display. Hanging entries are not accepted.

E. Members are encouraged to exhibit cut flowers and fresh floral arrangements in disposable containers. If a non-disposable container is used, mark it plainly with your name.

F. The Floriculture Division Champion and Reserve Champion may be designated by the judge from Class Champions and Reserve Class Champions in classes 1300-1311.

Specimen Class Rules:

A. Must be grown by the 4-Her and DO NOT need to be in a special vase or arranged with greenery.

B. Exhibits in Specimen classes should have the leaves left on above the water line in your container.

C. Will be judged on the quality of the flower.

D. Must be different kinds of flowers if two exhibits are entered in a class.

E. The Preparing Cut Flowers for Exhibit bulletin is available at the Extension Office for help.

Specimen Classes:

*1300 - Garden flower, single stem
(Annual)

*1301 - Garden flower, single stem
(Perennial)

Floral Arranging Class Rules:

- A. Floral Arranging class entries will be judged on the quality of the flowers used as well as the arrangement, style, and technique.
- B. Classes 1302 to 1304 - All materials should be grown and collected rather than purchased.
- C. Classes 1305 and 1306 - Materials may be purchased.
- D. Classes 1307 and 1308 - Materials may be grown, collected, or purchased.
- E. Silk/Dried arrangements must be a product of this 4-H year's work.

Floral Arranging Classes:

- *1302 - Cut flower arrangement - used as a centerpiece, made with grown and collected materials
- *1303 - Cut flower arrangement - used for a special occasion such as a holiday; ex. Christmas, Birthday Party, etc., made with grown and collected materials
- *1304 - Dried Flower Arrangement - no fabric or plastic materials, made with grown and collected materials
- 1305 - Cut flower arrangement, made with purchased materials
- 1306 - Silk Flower Arrangement
- 1307 - Bud Vase Arrangement
- 1308 - Boutonniere or Corsage

Miscellaneous Classes:

- 1309 - Houseplants, foliage or flowering - must be cared for by the 4-Her for a minimum of 6 months.
- 1310 - Educational Poster - see poster and display guidelines on Pages 16-17 and copyright/trademark guidelines in letter M. on Page 10.
- *1311 - Floriculture Notebook - entry shall consist of a notebook or three ring binder of written narrative describing a floriculture project such as a flower garden or other related project. 4-H members are encouraged to include photographs, illustrations and/or landscape drawings that help explain work done by the member. Photos taken from the same location before, during and after the completion of the project are particularly helpful. Scoring is based on the following criteria: Organization and General Appearance (neat, includes title page and table of contents, original, creative, etc.) 20%, Narrative (including goals, successes, failures, etc.) 40%, General Content (subject matter, photos, maps, knowledge gained, etc.) 40%.

Judging Time: Monday - 1:00pm
(Conference Method)

Division Rules:

- A. Exhibitors may have two entries per class (each from a different recipe) with a maximum of eight total exhibits in this division.
- B. Food exhibited becomes the property of the Geary County 4-H Clubs and will be sold with proceeds going into the 4-H Club Fund. A representative sample of the product will be put on display after judging.
- C. Food sale will be during food judging Monday. All food remaining will be sold to the public Tuesday.
- D. Baked products are to be placed on a piece of covered cardboard or paper plate cut or sized to fit the product, and then placed in a clear plastic food bag. NO PLASTIC WRAP OR GARBAGE BAGS. Cakes should not be placed on paper plates. Pies should be exhibited in a disposable container (not in a glass pie plate). Your entry will be dropped one ribbon placing if you bring your food product with plastic wrap or in a non-food safe bag. The Extension Office has larger plastic bags available for purchase. Decorated cakes do not have to be in a food bag or box.
- E. Each exhibit must contain a label which should be fastened to the bottom side of the cardboard tray before placing the exhibit in the plastic bag. (This label is in addition to the REGULAR ENTRY CARD which should be included with the item, but not attached). The label which is attached to the bottom of the cardboard tray should contain the following information:
 1. Name of the Product
 2. Class Number
 3. Member's Name
 4. County
- F. Small items, such as cookies and rolls, must be the same shape and same recipe in an entry.
- G. Products must be whole, not cut except brownies and bar cookies which should be cut into 2" x 2" squares and 4 entered.
- H. All un-frosted cakes must be exhibited in the upright position with the crust showing, unless it is a special pan such as a Bundt cake.
- I. If the product does not meet specifications of the class it will not be eligible for exhibit.
- J. Under-baked entries will be lowered one or more ribbon placings.

K. A PAPER COPY OF THE COMPLETE RECIPE WITH INGREDIENTS AND INSTRUCTIONS IS REQUIRED FOR ALL FOOD PRODUCT EXHIBITS. Exhibits without a recipe will be lowered one ribbon placing. The recipe will be included in the bag of baked goods when it is sold. The Extension Office has a computer program that analyzes recipes for their nutritional value, please make an appointment to use it.

L. Alcohol (ex. wine, beer, hard liquor) is not allowed as an ingredient in food entries. Entries with alcohol will be disqualified and not be judged.

M. For food safety purposes, any food with raw eggs, custard and dairy-based fillings and frostings (ex. cream cheese), flavored oils, "canned" bread or cakes in a jar, cut fresh fruit, any foods requiring refrigeration (ex. bacon), or unbaked exhibit with raw flour (ex. no-bake cookies) will not be accepted. Refer to K-State Research and Extension Publication Judge's Guide for Food and Nutrition Exhibits (available from the Extension Office), for information to help you make informed, safe food exhibit decisions.

N. Unless specifically disallowed in the class, a mix may be used. However, the judge will take the 4-H member's age and experience into consideration. If a mix is used for all or part of the product, the recipe, nutrition information, and ingredients off the box are used for the recipe requirement for judging.

O. Educational Exhibits may be in the form of a poster, notebook, or display. See poster and display guidelines on Pages 16-17 and copyright/trademark guidelines in letter M. on Page 10. Name and county must be clearly marked on educational exhibits. NOTE: A collection of your favorite recipes in a recipe box or notebook does not constitute an educational exhibit.

P. Definitions:

1. Molded Cookie: The dough is molded or formed with the hands into balls or other shapes; sometimes flattened with a fork or the bottom of a glass.
2. Refrigerator Cookie: The dough is formed in a log-like roll and cookies are sliced off then baked without further shaping.

Q. Junior (Levels I and II) and Senior (Levels III and IV) Division Champions and Reserve Champions may be selected by the judges from all foods given a purple ribbon. A Division Champion and Reserve Champion may also be selected from all Educational Exhibits and from all Culinary Arts exhibits.

Level I Classes (age 7-8):

- 1400 - Popcorn snack, 1 cup in plastic bag
- 1401 - Nutritious cereal snack, 1 cup in plastic bag
- 1402 - Oyster cracker snack mix, 1 cup in plastic bag
- 1403 - Nutritious nut or seed snack, such as toasted sunflower seeds or curried nuts, 1 cup in plastic bag
- 1404 - Nutritious bar cookie, 4
- 1405 - Muffins, 4, homemade or mix, do not use paper liners
- 1406 - Cupcakes, 4, homemade or mix, frosted or un-frosted, paper liners may be used
- 1407 - No-bake cookies, 4
- 1408 - Other product made by a Level I member - whole item or 4 of a kind
- 1450 - Educational Exhibit prepared by 7 or 8-year old

Level II Classes (age 9-11):

- *1409 - Drop (baked) cookie, 4
- *1410 - Refrigerator cookie, 4
- *1411 - Cookie made by cookie press, example spritz, 4
- *1412 - Cake, 8" or 9", un-frosted - must be exhibited upright unless Bundt pan used
- *1413 - Nutritious bar cookie, 4
- *1414 - Loaf Quick Bread (7" x 3" or 9" x 5")
- *1415 - Muffins, 4, do not use paper liners
- *1416 - Fruit leather, 3 pieces, or dried fruit (1/3 - 1/2 c.) in a small canning jar (will be entered as Food Preservation if eligible for State Fair)
- *1417 - Other product made by a Level II member - whole item or 4 of a kind
- *1451 - Educational Exhibit prepared by 9, 10, or 11-year old

Level III Classes (age 12-14):

- *1418 - Yeast Bread, whole wheat, 1 loaf (9" x 5"), made by conventional method
- *1419 - Yeast Bread, whole wheat, 1 loaf (9" x 5"), made by bread machine
- *1420 - Yeast Bread, white, 1 loaf (9" x 5"), made by conventional method
- *1421 - Yeast Bread, white, 1 loaf (9" x 5"), made by bread machine
- *1422 - Yeast Rolls, whole wheat, 4
- *1423 - Yeast Rolls, white, 4
- *1424 - Rolled or molded cookie, 4
- *1425 - Loaf Quick bread, fruit or nut 7" x 3" or 9" x 5"
- *1426 - Quick bread, 8" or 9" square or round, ex. gingerbread, shortcake, coffee cake
- *1427 - Variety Yeast Bread, ex. yeast coffee cake, raisin bread, cinnamon rolls (4), pretzels (4), bread sticks (4), tea ring
- *1428 - Creative Cookie, 4, example springerle, filled, curled, gingerbread men
- *1429 - Biscuits, 4
- *1430 - Other product made by a Level III member - whole item or 4 of a kind
- *1452 - Educational Exhibit, prepared by 12, 13, or 14-year old

Level IV Classes (age 15 & older):

- *1431 - Layer cake (2 or more layers), not from a mix, 8" or 9" round or square, frosted or with topping other than traditional frosting
- *1432 - Angel food or sponge cake, un-frosted - exhibited upright
- *1433 - Bundt cake, glazed or un-frosted, may be exhibited inverted
- *1434 - Specialty yeast bread, ex. onion bread, raisin bread, thin or flat bread
- *1436 - Fruit Pie, 2 crust, in disposable container
- *1437 - Yeast Rolls, 4, any type
- *1439 - Yeast Bread, made in bread machine
- *1440 - Other product made by a Level IV member - whole item or 4 of a kind
- *1453 - Educational Exhibit, prepared by 15 & older

Modified Non-Perishable Food Product (open to all ages):

- 1455 - Product must be modified from original recipe to nutritionally enhance the food product. Attach one 8½ x 11-inch page (front and back) that includes original recipe, modified recipe, and narrative to describe modifications made, why modifications were made and lessons learned such as nutritive value, or changes in appearance, doneness, aroma, flavor, tenderness and/or texture. (Only the modified product need be exhibited.)

Culinary Arts Classes (open to all ages):

- *1460 - Food gift package. No alcoholic beverages will be accepted. A food gift package must contain at least 3 different food items (prepared for human consumption), made by the member, in a suitable container no larger than 18" x 18" x 18". Prepared food items must have recipes attached with the entry. Additional homemade food items beyond the 3 minimum or purchased items may also be included in the gift basket. Food products will not be opened or tasted. Packaging should allow product to be seen. On the back of the entry card, answer these questions: a) what is the intended use; b) what food safety precautions were taken during and after preparation. Home canned foods must follow Food Preservation rules. Canning jars should not be used for baking per manufacturer's instructions since they could break during baking.
- 1461 - Decorated Cake or other decorated edible food item – example gingerbread house. All products will be cut as quality of food item will be considered in judging.
- 1462 - Sculptured Food Item. May contain perishable items such as cut fresh fruit since it will not be tasted by the judge.

Judging Time: Monday - 1:00 p.m.
(Conference Method)

Division Rules:

- A. Members may exhibit two entries per class with a limit of six entries.
- B. All exhibits must have been preserved after previous year's fair and not exhibited at the previous State Fair.
- C. Exhibits must be processed in clean, clear, standard canning jars with two-piece lids. Lids and jars must be of the same brand. Do not use colored jars, fancy padded lids, fabric over-wraps, or cozies as they interfere with the judging process.
- D. No fancy packs unless recipe states to do so (ex. pickled asparagus).
- E. For food safety reasons, the size of jars used must not be larger than the jar size stated in the recipe (ex. Salsa is canned in pint jars only, no quarts). There are 12-ounce, 24-ounce, and 28-ounce canning jars available that may be used. Use pint jar process recommendations for 12-ounce jars. Use quart jar process recommendations for 24-ounce and 28-ounce jars.
- F. Alcohol is not allowed as an ingredient in food preservation entries. Entries with alcohol will be disqualified and not be judged.
- G. Use a rubber band to attach entry card around the top of the jar.
- H. Each exhibit must have the complete recipe and instructions attached with the entry card, or it will be disqualified. Recipe must include exhibitor's name, recipe source, date of publication, and altitude where food was processed. If using Mrs. Wage's or Ball® mixes, indicate the date the mix was purchased.
- I. Each jar exhibited must be labeled. Label must not cover brand name of the jar. Label must give name, county, class number, date processed including month and year, product, canning method (water bath, weighted gauge, or dial gauge pressure method), altitude where processed, process time, and amount of pressure (psi).

J. Recipes and processing methods from the sources below are recommended. Recipes must be current, tested resources and must be adjusted for altitude based on your processing location, or it will be disqualified. Processing methods that will be disqualified include: open kettle canning, oven canning, sun canning, and using electric multi-cookers. Untested recipes will be disqualified for food safety reasons. Tested recipe resources include: K-State Research and Extension Food Preservation publications; other university Extension food preservation publications; USDA Complete Guide to Home Canning 2015; So Easy to Preserve 6th Edition, The University of Georgia Cooperative Extension Service; Ball® Blue Book Guide to Preserving Edition 37; Ball® Complete Book of Home Preserving 2015 and 2020; Canning mixes (i.e. Mrs. Wage's, Ball®); Pectin manufacturers (i.e. SureJell, Ball®); <https://www.rrc.k-state.edu/preservation/recipes.html>; <https://nchfp.uga.edu/>; <https://www.freshpreserving.com/>.

K. Jars must be sealed when entered.

L. The Food Preservation Division Champion and Reserve Champion may be designated by the judge from all entries receiving a purple ribbon.

Classes (entry for each class is one jar):

- *1501 - Sweet Spreads (fruit and/or vegetables), Syrups
- *1502 - Fruits, Juices, Fruit Mixtures (salsa, pie filling, etc.)
- *1503 - Tomatoes, Tomato Products, Tomato Juice, Tomato Salsa (salsa in pints only, no quarts)
- *1504 - Low Acid Vegetables (green beans, corn, etc., or vegetable mixtures)
- *1505 - Pickles (fruit or vegetable), Fermented Foods, Relishes, Chutney
- *1506 - Canned Meats
- *1507 - Dried Foods - one kind of dried food, to be in a small canning jar. Suggested amount: 1/3 to 1/2 cup or 3 or 4 pieces per exhibit. All meat jerky must be heated to an internal temperature of 160 degrees F before or after drying (this is not the drying temperature). Dried products must include the recipe, preparation steps, and heating instructions. Jerky not heated to an internal temperature of 160 degrees F will be disqualified and not be judged. Heating information can be found at <http://www.ksre.ksu.edu/bookstore/pubs/MF3173.pdf>

Judging Time: Tuesday - 12:30 p.m.

Division Rules:

- A. Members may exhibit only in the phase they are enrolled in and are limited to 3 entries per phase.
- B. All work must show originality. Leaf collections and displays should not closely resemble work done by others in the same club.
- C. All leaf exhibits are to be mounted on 8½" x 11" heavy stock paper and placed in loose leaf binders. (Magnetic or adhesive filler sheets for photographic prints are recommended.) Twigs and fruit collections may be exhibited in whatever manner you choose. Maximum tri-fold size is 3' x 4'. Resources for exhibiting are located on the Kansas 4-H forestry project page.
- D. Name, club, age and year in project should be on the front cover or in a prominent location.
- E. Group specimens according to the years collected (such as "old – previous years" and "new"). New specimens are those specimens collected during the current 4-H year and cannot be a duplicate tree species of previously displayed specimens. When replacing a previously displayed sample, due to degradation, improper mounting, or incorrect identification, the specimen label must also be updated. Replacements do not count as new specimens. Replacements should be placed in the "old – previous years" section of the display.
- F. If you retrieve information for your forestry exhibit, you must include a reference citation to the source.
- G. Leaves should be identified with an appropriate label located near the leaf on the same page. Label should include proper common name as listed in the 4-H bulletin 334, "List of Native Kansas Forest Trees" (available from the Extension Office); location (city and/or county) where collected, and date (day, month, year or month, day, year) collected. Divide specimens into the following sections: Native Kansas Trees and Non-Native Trees.
- H. Exhibit one complete leaf where possible. If leaf is too large, exhibit as much as possible. Sketch in reduced scale the entire leaf and illustrate where the exhibited portion comes from. A "leaflet" is incorrect when displayed as the complete leaf for the tree.
- I. Variations of varieties do not count as different species or specimens.
- J. See poster and display guidelines on Pages 16-17 and copyright/trademark guidelines in letter M. on Page 10.
- K. The Forestry Division Champion and Reserve Champion may be designated by the judge from Class Champions and Reserve Class Champions in classes 1600-1609.

Leaf Collection Classes:***1600 - Beginning (Choose either A or B)**

- A. Exhibit a minimum of 10 different leaves from native Kansas trees collected within the year. Exhibit can include non-native leaves in addition to the required number of leaf specimens collected from native Kansas trees.
- B. Exhibit a minimum of 5 native Kansas trees showing leaf, twig, and fruit from each species collected.

***1601 - Intermediate (Choose either A or B)**

- A. Exhibit a minimum of 20 different leaves (including 10 new specimens) from native Kansas trees. Exhibit can include non-native leaves in addition to the required number of leaf specimens collected from native Kansas trees.
- B. Exhibit a minimum of 10 native Kansas trees showing leaf, twig, and fruit from each species collected. This exhibit must include 5 new leaf, twig, and fruit specimens.

***1602 - Senior (Choose either A or B)**

- A. Exhibit a minimum of 30 different leaves (including 10 new specimens) from native Kansas trees. Exhibit can include non-native leaves in addition to the required number of leaf specimens collected from native Kansas trees.
- B. Exhibit a minimum of 15 native Kansas trees showing leaf, twig, and fruit from each species collected. This exhibit must include 5 new leaf, twig, and fruit specimens.

***1603 - Advanced (Choose either A or B)**

- A. Exhibit a minimum of 40 different leaves (including 20 new specimens) from native Kansas trees. Exhibit can include non-native leaves in addition to the required number of leaf specimens collected from native Kansas trees.
- B. Exhibit a minimum of 20 native Kansas trees showing leaf, twig, and fruit from each species collected. This exhibit must include 10 new leaf, twig, and fruit specimens.

Display/Notebook Classes:***1604 – How a Tree Grows**

Entry may include a project notebook with 10 or more seeds collected with pictures showing a germination study or mounting of a thin section of wood cut from the end of a log or top of stump labeled with information such as kind of wood and age of tree when cut or exhibits an illustration of how a tree grows.

***1605 – Tree Appreciation**

Entry may include a research or reporting project notebook with no more than 10 pages based on the exhibitor's selected tree. Exhibit must be a different species of tree each year. This notebook may include sketches, drawings, pictures, a story, or any other things which will help tell about the tree you have selected.

***1606 – Growing and Protecting Trees**

Entry requires a display, or project notebook, telling about project and pictures before, during, and after planting seedlings, a container tree, or a balled and burlapped tree.

***1607 – Tree Culture**

Entry requires a display, or project notebook, showing your project work and includes pictures of before, during and after wood lot improvement.

***1608 – How Forests Serve Us**

Entry may include collected wood samples (all or partial) and 2-page essay. Wood sample display to be mounted on poster board or any stiff material no larger than 3' x 4' tri-fold. Essay should be displayed in a covered binder.

***1609 – Educational/Creative Exhibit**

Entry must be directly related to tree identification or Forestry. Type of exhibit is open (notebook, poster, collection box, etc.) given a maximum tri-fold size of 3' x 4'. This is a good class to exhibit an unusual collection.

Judging Time: Tuesday - 12:30 p.m.

Division Rules:

A. Exhibitor is limited to only one of the first four geology classes (1700 - 1703) and one of the lapidary classes (1705-1709). Exhibitor may also enter in geology class 1704, 1710, and 1711.

B. The exhibit box should be 18" x 24" x 3½". If a box has a sliding cover, it must be removable from the top. Screws, locks or other devices that would prevent judges from removing the cover should not be used. Cover must be Plexiglas. For Lapidary classes 1705-1709 only, the dimensions of the box should be appropriate for the display, but should not exceed 18" x 24" x 3½".

C. All specimens are to be arranged across the narrow (18") dimension of the exhibit box.

D. Each exhibitor is required to identify each display box by placing an identification label bearing name, county, and number of specimens in the upper left-hand corner of the Plexiglas cover (inside - use clear double-sided tape to adhere gummed labels), and by attaching a label with the same information on the lower right corner of the box (outside).

E. The Geology and Lapidary Division Champion and Reserve Champion may be designated by the judge from Class Champions and Reserve Class Champions in classes 1700-1711.

Geology Rules:

- A. Geology specimens should be labeled with the number of the specimen, date collected, specimen name or description, and the county where collected.
- B. Specimens in classes 1700 -1703 should be mounted in the box by proper groups - rocks, minerals, fossils.
- C. All of the specimens in classes 1700 - 1703, 1710, and 1711 must be collected (not purchased) from locations in Kansas with the exception of Tri-State Mining area specimens collected from these three adjacent counties: Ottawa County, OK; Newton and Jasper Counties, MO. Other out-of-state specimens will not count in the minimum number for the class, nor will they be considered in judging.
- D. Fossils must be identified to the Phylum, Class and Genus level. Genus name is to begin with a capital letter. Species name is all lower case. Genus and species names must either be italicized or underlined, not both. The words “phylum, class, genus” on labels are to be spelled out, not abbreviated.
- E. More than one specimen of the same kind of rock or mineral or species of a fossil may be exhibited if this duplication represents different geological formations. Specimen label must show this distinction (Fort Hays limestone, not just limestone; calcite from the Greenhorn Formation, not just calcite; Phylum: Brachiopoda Class: Articulata Genus: Composita from the Morrill Limestone Member, not just Phylum: Brachiopoda Class: Articulata Genus: Composita).

Geology Classes:

- *1700 - Display at least 15 different rocks, minerals or fossils collected during the current 4-H year. Limited to one standard exhibit box.
- *1701 - Display at least 30 different rocks, minerals or fossils; at least 5 of each. Fifteen must be collected during the current 4-H year. Limited to one standard exhibit box.
- *1702 - Display at least 45 rocks, minerals or fossils; at least 5 of each. Fifteen must be collected during the current 4-H year. Exhibit limited to two standard exhibit boxes. Identify the rocks as igneous, metamorphic, or sedimentary. These rock types must be spelled out on labels or have a legible key.
- *1703 - Display at least 60 rocks, minerals, or fossils, at least 5 of each. Fifteen must be collected during the current 4-H year. Exhibit limited to two standard exhibit boxes. Identify the rocks as igneous, metamorphic, or sedimentary. These rock types must be spelled out on labels or have a legible key.
- *1704 - Educational exhibit relating geology to everyday living; or to a mineral test, a rock formation, geological history, species of a fossil, forms of one mineral, a variation of one kind of rock, archeological artifacts, or Indian artifacts. Exhibit limited to 4 feet of table space. Digital formats are accepted. Please plan for the judge to view your exhibit and have a hard copy for display.

- *1710 - Mineralogy. Display a minimum of 15 mineral specimens collected in Kansas, at least 5 of which have been collected during the current 4-H year. The minerals are to be grouped by mineral class (ie: Carbonates, Oxides, Silicates) and at least 3 classes must be represented. The member must use one standard display box. The specimens must be labeled with the number of the specimen, date collected, name of specimen, county where collected and chemical composition (i.e.: CaCO₃ for calcite) if known.
- *1711 - Fossils. Display a minimum of 15 fossil specimens collected by the participant in Kansas, at least 5 of which have been collected during the current 4-H year. The fossils are to be grouped by Phylum and Class, and at least 3 phyla must be represented (Brachiopoda, Chordata, Mollusca, etc.). The member must use one standard display box. The specimens must be labeled with the number of the specimen; date collected; county where collected; formation; member or source; Phylum, Class, and Genus or part; and geologic age (Cretaceous, Permian, Pennsylvanian, etc.). See D. on previous page for labeling expectations.

Lapidary Rules:

- A. The lapidary will be judged on the following criteria:
- | | |
|---------------------------------|-----------|
| 1. Workmanship and Content | 60 points |
| 2. Presentation and Showmanship | 30 points |
| 3. Accuracy of Information | 10 points |
- B. All lapidary specimens should be labeled with the following information:
1. Specimen name
 2. Place of origin (country, state, or county; county required for Kansas specimens)
 3. Purchased or self-collected
 4. Date lapidary treatment began
 5. Date lapidary treatment completed (treatment completed after the fair is considered a new year specimen)

Lapidary Classes:

- *1705 - Display at least 5 varieties of polished (tumbled) specimens and 5 varieties of unpolished specimens that have not yet received lapidary treatment. These do not have to be an example of “before and after”, nor do they have to be self-collected.
- *1706 - Display before-and-after examples of at least 3 varieties of specimens, at least 2 tumble-polished and 2 unpolished of each. There is no requirement that the member collect any of these. Lapidary work must be done during the current 4-H year.

- *1707 - Display before-and-after examples of at least 6 varieties of specimens, at least 2 tumble-polished and 2 unpolished of each. At least 2 varieties should be collected from the native site by the member, at least one of which comes from Kansas. Lapidary work on at least 3 varieties should be done during the current 4-H year.
- *1708 - Display before-and-after examples of at least 9 varieties of specimens, at least 2 tumble-polished and 2 unpolished of each. At least 3 varieties should be collected from the native site by the member, at least 2 of which come from Kansas. Lapidary work on at least 3 varieties should be done during the current 4-H year.
- *1709 - Exhibit at least 6 specimens that have not previously been exhibited, which have received lapidary treatment. Lapidary treatment may consist of polishing, and end, face, or flat lapping. Specimens must represent at least 3 different varieties and include at least 3 cabochons of any size or shape, only one of which may be free-formed. A cabochon is a style of cutting in which the top of the stone forms a domed or curved convex surface. Three of the specimens must be mounted into jewelry findings.

Market Goat Weigh-in: Monday - 4:00-6:00 p.m.
Judging Time: Monday - 7:00 p.m.

Division Rules:

A. Be sure to read the general rules, livestock rules, livestock health rules, and auction guidelines at the front of this book.

Dairy Goat Rules:

- A. Goats must be owned and in possession of 4-H member by May 1.
- B. Entry forms for Dairy Goats are due to the Extension Office on Monday, July 17th by 5:00 p.m.
- C. All dairy animals will be shown by breed.
- D. All Junior Does are animals that are not in milk or have not previously freshened. All Senior Does are animals that are in milk or have previously freshened.
- E. In determining the age class in which the animal is shown, the cutoff date will be the date of the fair.
- F. Lactating milkers may be brought in by 5:30 p.m. on Monday and released following the show. Those entries are to be checked in with the superintendent on Monday between 5:30 - 6:30 p.m.
- G. Limit two animals per class, not to exceed five in total.
- H. Dairy Goat Division Champion and Reserve Champion may be designated by the judge from Champions and Reserve Champions in each breed.

Dairy Goat Classes:

- *800 - Junior Doe under 5 months
- *801 - Junior Doe 5 months to under 8 months
- *802 - Junior Doe 8 months to under 12 months
- *803 - Junior Doe 12 months to under 24 months
- *804 - Senior Doe up to 24 months
- *805 - Senior Doe 24 months and older
- Division Champion Dairy Goat Class

Breeding Goat Rules:

- A. Entry forms for Breeding Goats are due to the Extension Office on Monday, July 17th by 5:00 p.m.
- B. Limit five breeding meat goats per exhibitor.
- C. Breeding Goat Division Champion and Reserve Champion may be designated by the judge from Class Champions and Reserve Champions in classes 811-814.

Breeding Goat Classes:

- 811 - Doe 0-6 months
- 812 - Doe 7-12 months
- 813 - Doe 13-24 months
- 814 - Doe 2 plus years
- Division Champion Breeding Goat Class

Market Goat Rules:

- A. ALL MARKET GOATS MUST WEIGH AT LEAST 50 POUNDS AT FAIR WEIGH-IN TO SELL AT THE FAIR AND TO SHOW FOR CHAMPION.
- B. Market goats should be individually owned by the exhibitor and identified by an ear tag or tattoo, preferably an official state 4-H sanctioned ear tag. Market goats must be tattooed or tagged by *May 19*.
- C. Wether and doe kids will be allowed to show in market classes.
- D. Temporary incisors must be in place on market animals and there should be no evidence of breaking of the skin or eruption of permanent incisors.
- E. Dehorning is preferred. If not dehorned, the horns must be tipped and rounded (not less than the diameter of a dime at the end) prior to arrival on the grounds.
- F. Market goats must be slick shorn and of uniform length not to exceed 3/8 inch from knee and hock up at time of arrival.
- G. Limit five market goats per exhibitor.
- H. Weight breaks and classes to be used will be determined following goat weigh-in. Additional classes will be added as needed separated on weight breaks.
- I. Market Goat Division Champion and Reserve Champion may be designated by the judge from class 807.

Market Goat Classes:

- 806 - Lightweight Market Goat Class (all market goats not meeting the weight requirement of 50 pounds will show in this class)
- 807 - Market Goat

Goat Showmanship Rules:

- A. 4-H member must show their own animal.
- B. Class Champions and Reserve Champions from classes 815-817 will compete to determine Goat Showmanship Champion and Reserve Champion who will move on to the Round Robin Contest. Showmanship ribbons will be awarded.

Goat Showmanship Classes:

- 815 - Goat Showmanship (14 & older)
816 - Goat Showmanship (10 to 13-year old)
817 - Goat Showmanship (7 to 9-year old)
- Champion Goat Showmanship Class

Judging Time: Tuesday - 1:30 p.m.
(Conference Method)

Division Rules:

- A. A 4-H Clothing label containing the name, county and class shall be sewn or safety pinned to the article on the underside near a corner or edge. In cases where furniture is used a 4-H Clothing label is to be taped or tied to the exhibit.
- B. A summary including plans, explanation of how the item was made or refinished, and how it fits into the color design of the room should be included for classes 1800 and 1801. Summary could also include project inspiration, challenges, who helped you, and any other information that could be helpful to the judge. Summary should be in a plastic protective sleeve and attached to exhibit. Projects with missing or insufficient summary will be lowered one ribbon placing.
- C. Exhibits should be of high quality (as compared to quick, simple crafts) and suitable for use in the home several months throughout the year. Holiday-specific items are discouraged.
- D. The Home Environment Division Champion and Reserve Champion may be designated by the judge from Class Champions and Reserve Class Champions in classes 1800-1802.

Classes:

- *1800 - Single Exhibit: Article made or refinished by the member for the home.
- *1801 - Design Board: Boards must be on foam core or standard tri-fold display. Include color scheme, wall treatment, floor treatment, samples, etc. and/or floor plan for a room.
- *1802 - Notebook: May include floor plans, swatches, colors, stories, photographs, and project records which detail what was accomplished this year with a given indication of long-term plans. Notebooks should also include project inspiration, challenges, who helped you, and any other information that could be helpful to the judge.

Judging Time: Sunday - 6:00 p.m. at Fairgrounds arena

Division Rules:

- A. Be sure to read the general rules, livestock rules, and livestock health rules at the front of this book.
- B. All classes are limited to those 4-H members enrolled in the horse project who own or lease a horse which was identified by *submitting a 4-H Horse ID form or breed registration papers by June 1* of the current year.
- C. 4-H members may exhibit two horses per conformation class, not to exceed five horses total in conformation classes. *Members can exhibit only one horse in performance classes except reining in which a member can enter up to two horses. Members can exhibit up to two horses in timed event classes and trail classes.*
- D. Horses will be released following the completion of judging.
- E. Use Horse Entry form for all classes in the Horse Division.
- F. HORSES SHOWN AT THE EXHIBITOR'S OWN RISK.
- G. Geary County Extension Agents, Fair Staff, Fair Board members, and Extension Council members are not responsible for any injuries or accidents involving horses, exhibitors or equipment while on the fairgrounds.
- H. All exhibitors are asked to refrain from allowing their horses to be ridden by any other person while at the fair.
- I. The use of protective headgear, in place of a hat, is the optional choice of exhibitors in any and all Western classes, including judged and timed classes.
- J. Entering a horse in walk/trot and walk/trot horsemanship classes means you cannot enter in advanced horsemanship classes on the same horse.
- K. The age of a horse is determined as of January 1 of the year in which it is born.
- L. Stallions may be exhibited only in the weanling or yearling halter classes.
- M. The Horse Division Champion and Reserve Champion may be designated by the judge based on Class Champions and Reserve Champions in classes 1900-1904. If a member has two horses to compete for champion, the member must have another Horse Project member show the second horse. No overall performance champion will be designated.
- N. Class Champions and Reserve Champions from classes 1910-1912 will compete to determine Horse Showmanship Champion and Reserve Champion who will move on to the Round Robin Contest. Showmanship ribbons will be awarded.
- Showmanship Classes:**
1910 - Showmanship (14 and older)
1911 - Showmanship (10 to 13-year old)
1912 - Showmanship (7 to 9-year old)
-Champion Horse Showmanship Class

Conformation Classes:

- 1900 - Weanling (born in 2023)
- 1901 - Yearling (born in 2022)
- 1902 - Two-Year-Old (born in 2021)
- 1903 - Three-Year-Old and Older Mare (born in 2020 or before)
- 1904 - Three-Year-Old and Older Gelding (born in 2020 or before)
- Division Champion Horse Class

Performance Classes:

- 1920 - Walk/Trot - beginners only (7 to 9-year old)
- 1921 - Walk/Trot - beginners only (10 to 13-year old)
- 1922 - Walk/Trot Horsemanship (10 to 13-year old)
- 1923 - Walk/Trot Horsemanship (7 to 9-year old)
- 1924 - Horsemanship (14 & older)
- 1925 - Horsemanship (10 to 13-year old)
- 1926 - Horsemanship (7 to 9-year old)
- 1927 - Western Pleasure (14 & older)
- 1928 - Western Pleasure (10 to 13-year old)
- 1929 - Western Pleasure (7 to 9-year old)
- 1930 - English Pleasure (14 & older)
- 1931 - English Pleasure (10 to 13-year old)
- 1932 - English Pleasure (7 to 9-year old)
- 1933 - Reining (14 & older)
- 1934 - Reining (10 to 13-year old)
- 1935 - Reining (7 to 9-year old)
- 1936 - Ranch Horse Rail (14 & older)
- 1937 - Ranch Horse Rail (10 to 13-year old)
- 1938 - Ranch Horse Rail (7 to 9-year old)
- 1939 - Ranch Horse Pattern (14 & older)
- 1940 - Ranch Horse Pattern (10 to 13-year old)
- 1941 - Ranch Horse Pattern (7 to 9-year old)

Timed Event Classes:

- 1950 - Barrels (14 & older)
- 1951 - Barrels (10 to 13-year old)
- 1952 - Barrels (7 to 9-year old)
- 1953 - Flags (14 & older)
- 1954 - Flags (10 to 13-year old)
- 1955 - Flags (7 to 9-year old)
- 1956 - Pole Bending (14 & older)
- 1957 - Pole Bending (10 to 13-year old)
- 1958 - Pole Bending (7 to 9-year old)
- 1959 - Kegs (14 & older)
- 1960 - Kegs (10 to 13-year old)
- 1961 - Kegs (7 to 9-year old)

Trail Classes:

- 1970 - Trail (14 & older)
- 1971 - Trail (10 to 13-year old)
- 1972 - Trail (7 to 9-year old)
- 1973 - Ranch Horse Trail (14 & older)
- 1974 - Ranch Horse Trail (10 to 13-year old)
- 1975 - Ranch Horse Trail (7 to 9-year old)

Costume Class:

- 1980 - (open to all 4-H Horse project members)
- Dress up! Pretty much anything goes. The costume should be chosen wisely with safety kept in mind. It should never interfere with the entrant's ability to control the horse, or the horses' ability to move at a walk and trot. The horse should be introduced to their costume before the fair so that they may become used to the costume and any adjustments can be made. The horse may be led into the class by hand or ridden. All entrants will enter the class at a walk on the rail, and continue at a walk unless otherwise directed by the judge. They will line up and face the judge for placings. This class will be judged 75% on creativity, originality, and humor – and 25% on manners and suitability.

Judging Time: Tuesday - Noon

Division Rules:

- A. A maximum of 10 entries may be exhibited in Horticulture. Each entry must be a different variety.
- B. All horticulture exhibits must be grown by the exhibitor.
- C. Canned products and shelled vegetables are not to be exhibited.
- D. Exhibiting Fruits and Vegetables bulletin is available from the Extension Office for help.
- E. Entries can be brought in Monday from 4:00 p.m. to 7:00 p.m. or Tuesday by 11:00 a.m.
- F. Use a sturdy plate, bowl or container that will support the weight of the produce. Secure entry card to plate or container with string or tape.
- G. The Horticulture Division Champion and Reserve Champion may be designated by the judge from Class Champions and Reserve Class Champions in classes 2000-2009. *Division Champion and Reserve Champion will each receive \$50 in prize money.*

Garden Display Rules:

- A. Limited to four square feet of space.
- B. Must be exhibited in a tray, basket or container that can be easily moved by fair staff.
- C. Exhibit shall consist of five different types of fresh vegetables or fruits.
- D. Only one variety of each type of vegetable or fruit may be exhibited.
- E. The numbers of the five types of vegetables or fruits to be exhibited should follow guidelines for individual classes below.

Garden Display Class:

*2000 - Garden Display

Individual Entry Classes:

- *2001 - Small vegetable specimen plate (12) Ex: green snap beans, yellow wax beans, or other small vegetable
- *2002 - Medium vegetable specimen plate (5) Ex: cucumbers, cherry tomatoes, tomatoes, beets, white onions, yellow onions, red onions, bell peppers, other peppers, okra, parsnips, radishes, turnips, sweet potatoes, red potatoes, white or Russet potatoes, carrots, miniature pumpkins, decorative gourds, or other medium vegetable
- *2003 - Large vegetable specimen plate (1) Ex: watermelon, summer squash, winter squash, large type pumpkin, eggplant, cabbage, cantaloupe, or other large vegetable
- *2004 - Fresh Culinary herbs (6 stems) Ex: parsley, basil, dill, etc. Six stems (or a comparable quantity) of one variety of fresh herbs must be exhibited in a disposable container of water. Dried herbs are not accepted.
- *2005 - Small fruits (one half pint box) Ex: strawberries, blackberries, raspberries, or other similar size fruit (if other, please include name of fruit on entry)
- *2006 - Tree fruits (plate of 5) Ex: apples, pears, peaches, or similar size fruit
- *2007 - Grapes (plate of 2 bunches)
- 2008 - Educational Poster/Display (see poster and display guidelines on Page 16-17 and copyright/trademark guidelines in letter M. on Page 10)
- *2009 - Horticulture Notebook – Entry shall consist of a notebook or three ring binder of written narrative describing a horticulture project such as a landscape design, landscape installation, lawn renovation, water garden, vegetable garden, lawn mowing service, landscape maintenance business, farmer’s market business, or other horticultural project. 4-H members are encouraged to include photographs, illustrations and/or landscape drawings that help explain work done by the member. Photos taken from the same location before, during and after the completion of the project are particularly helpful. Scoring is based on the following criteria: Organization and General Appearance (neat, includes title page and table of contents, original, creative, etc.) 20%, Narrative (including goals, successes, failures, etc.) 40%, General Content (subject matter, photos, maps, knowledge gained, etc.) 40%.

Contest Rules:

A. 4-H members are not required to be enrolled in a specific project in order to participate in the judging contests on the county level or state level.

Livestock Judging Contest:

Class 2100

Contest will be held in the livestock arena on Thursday at Noon. Sign-up for the contest will be from 11:30-11:50 a.m. outside the Fair Office.

Horticulture Judging Contest:

Class 2101

Contest will be held Wednesday at 1:00 p.m. 4-H members can begin judging any time after the start of the contest, but all forms must be turned in by 3:00 p.m. Official placings and explanation will be made available at 3:00 p.m.

Photography Judging Contest:

Class 2103

Contest will be held Wednesday at 1:00 p.m. 4-H members can begin judging any time after the start of the contest, but all forms must be turned in by 3:00 p.m. Official placings and explanation will be made available at 3:00 p.m.

Judging Time: Tuesday - 11:00 a.m.

(Conference Method optional)

Division Rules:

- A. Exhibits may be entered in any project in which there is no special department.
- B. Use imagination in preparing the exhibit.
- C. Label everything included for identification purposes.
- D. See poster and display guidelines on Pages 16-17 and copyright/trademark guidelines in letter M. on Page 10.
- E. Meeting with the judge for conference-style judging is optional. Sign-up instructions will be provided to you ahead of the fair if you would like to conference with the judge.
- F. Division Champion and Reserve Champion may be designated by the judge from all entries in Section A. Division Champion and Reserve Champion may also be designated by the judge from all entries in Section B.

Section A (Notebooks, Posters, and Displays) Rules:

A. Members may exhibit two entries per 4-H project.

Section A (Notebooks, Posters, and Displays) Classes:

- 2400 - Notebook (7 to 9-year old)
- 2401 - Poster (7 to 9-year old)
- 2402 - Display (7 to 9-year old)
- 2410 - Notebook (10 to 13-year old)
- 2411 - Poster (10 to 13-year old)
- 2412 - Display (10 to 13-year old)
- 2420 - Notebook (14 & older)
- 2421 - Poster (14 & older)
- 2422 - Display (14 & older)

Section B (Building Creations) Rules:

- A. Members may exhibit a maximum of two entries. Exhibits must have been constructed during the current 4-H year.
- B. Total exhibit dimensions may not exceed 2' x 2' x 2'.
- C. The primary building component should be interlocking blocks.
- D. It is suggested that the displays be covered with plastic wrap or enclosed in plexiglass for protection.
- E. Creations will be judged on theme, neatness, creativity and display.
- F. The 4-H STEM Architectural Block Construction project is another exhibiting opportunity. See the STEM section of the fair book for rules and classes.

Section B (Building Creations) Classes:

- 2425 - Building Creation made from kit
- 2426 - Building Creation original design

Judging Time: Tuesday - 10:00 a.m.
(Conference Method optional)

Division Rules:

- A. All books should be complete from October 1 to present.
- B. Meeting with the judge for conference-style judging is optional. Sign-up instructions will be provided to you ahead of the fair if you would like to conference with the judge.
- C. The Club Notebooks Division Champion and Reserve Champion may be designated by the judge from Class Champions and Reserve Class Champions in classes 2500-2504.

Classes:

- 2500 - Secretary's Book
- 2501 - Reporter's Notebook
- 2502 - Historian's Notebook
- 2503 - Treasurer's Book
- 2504 - Club Project Notebook

Judging Time:
Tuesday - 10:00 a.m. - Aquarium Pets and Hand Pets
Wednesday - 9:30 a.m. - Cat Show

Division Rules:

A. Members may enter one exhibit per class.

Cat Rules:

- A. A copy of proof of current vaccination (vaccination certificate or health certificate) signed by a veterinarian must be submitted to the Extension Office with pre-registration for cats being entered in the cat show.
- B. Cats will be brought in time for show on Wednesday and will be released immediately following the Cat Show.
- C. All cats must be brought in a cage or box.
- D. Judge may designate a Division Champion and Reserve Champion Cat from classes 2600-2603.

Cat Classes:

- 2600 - Kitten 4-8 months old, short hair
- 2601 - Kitten 4-8 months old, long hair
- 2602 - Cat, short hair
- 2603 - Cat, long hair

Cat Showmanship Rules:

- A. Members must show their own animal.
- B. Judge may designate a Cat Showmanship Champion and Reserve Champion from all entries.

Cat Showmanship Classes:

- 2620 - Cat Showmanship (14 & older)
- 2621 - Cat Showmanship (10 to 13-year old)
- 2622 - Cat Showmanship (7 to 9-year old)

Pet Rules:

- A. No live animals allowed.
- B. See poster and display guidelines on Pages 16-17 and copyright/trademark guidelines in letter M. on Page 10.
- C. Judge may designate a Division Champion and Reserve Champion for educational posters or exhibits from classes 2605-2606.

Pet Classes:

- 2605 - Aquarium Pets - Educational Poster or Display
- 2606 - Hand Pets - Educational Poster or Display


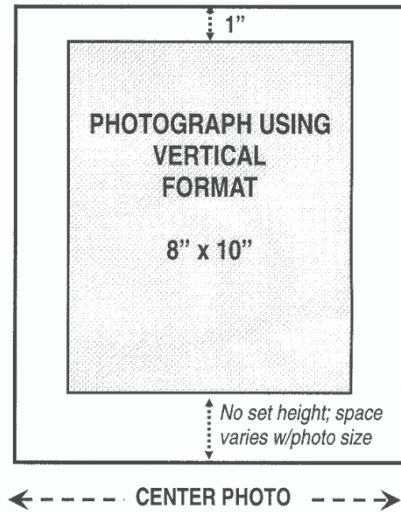
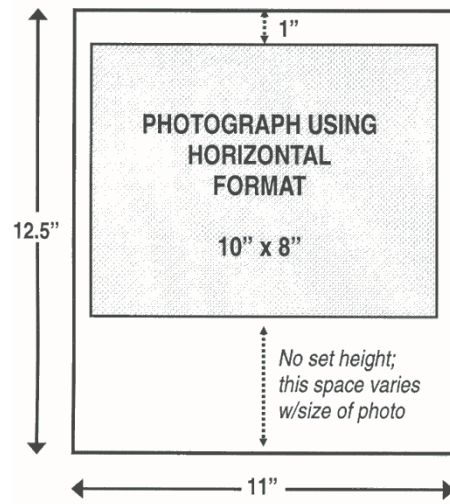
Judging Time: Monday - 1:00 p.m.
(Conference Method)

Division Rules:

- A. Black and white prints and color photographic prints may be exhibited.
- B. Photographs entered must be the result of the current year's project work by the 4-H member. Photo images must be taken by the 4-H member (exhibitor) and follow copyright/trademark guidelines in letter M. on Page 10.
- C. 11" x 12½" studio matte boards with a cellophane bag may be purchased from the Extension Office for \$1.25 per set.
- D. Appropriate photo subject matter: Photograph subject matter is expected to follow 4-H standards. For a sense of prohibited subject matter, review the Kansas 4-H member Code of Conduct; in general, if it is not allowable at a 4-H event, it is not allowable in a 4-H photograph at the fair.
- E. Photos with live subject(s) on railroad right of way or taken from railroad right of way property will not be displayed in 4-H photography and will be disqualified and not judged.
- F. Photography Division Champion and Reserve Champion may be designated by the judge in each class 2700-2705 and also for Special Class and Portfolio Class categories.

Photo Mounting and Display Instructions:

- A. Photos **MUST** be mounted across the narrow (11 inch) dimension of an 11" x 12½" sheet of white or cream studio matte board.
- B. The top edge of the print must be 1 inch below the top of the mount. Sides of the print must be equal distance from the two sides of the mount.
- C. A full coverage permanent mount (spray adhesive or heat mount recommended) must be made. Tape and photo corners are not acceptable for mounting.



D. DO NOT cut studio matte board in any way.

E. Each photo must be exhibited in a cellophane bag; place mounted photograph, display and exhibit cards all inside the bag. Display Card should be in front of photograph as shown (DO NOT ATTACH), and regular Exhibit Card behind photo mount.

F. On the back of the mount, write; the exhibitor's name, photo class, and county.

General Class Rules:

A. Each 4-H member is limited to 5 entries per class.

B. All photos must be no larger than 8" x 10" and no smaller than 7" x 9" after trimming.

C. NO lettering is permitted on the front of the mount or on the photo. (This includes date/time stamp on photos.) No underlay or borders are to be used. Remove white border from the photo print before mounting.

D. Improperly mounted photos, oversize or undersize photos, or photos with the white borders not removed or lettering (including dates) on the photo will be awarded a ribbon one placing lower than the placing determined by the official judges.

E. Black and white photo classes are for black and white prints only. Monochromatic prints, including sepia prints are considered color photos and must be entered in the appropriate color photo class.

F. Photos entered in any class at the Geary County Free Fair may be used in the Fair Photography Judging Contest.

General Classes:

*2700 - For color photos (film or digital) taken by 4-H member with 3 years or less in the project.

*2701 - For color photos (film or digital) taken by 4-H member with 4 to 7 years in the project.

*2702 - For color photos (film or digital) taken by 4-H member with 8 or more years in the project.

*2703 - For black and white photos (film or digital) taken by 4-H member with 3 years or less in the project.

*2704 - For black and white photos (film or digital) taken by 4-H member with 4 to 7 years in the project.

*2705 - For black and white photos (film or digital) taken by 4-H member with 8 or more years in the project.

Special Class Rules:

A. Photos used in Classes 2720 and 2721 should not be enlarged, labeled, or cropped.

Special Classes:

2720 - Photo Story - This should be a series of 3 to 10 photos which tell a story. They should be mounted on poster board or photo mount no less than 11" x 14" and no larger than 16" x 20" with the title of the story and the 4-H member's name printed in the front lower right-hand corner.

2721 - Photo Illustration of a 4-H Project - This should be a series of 3 to 10 photos which illustrate the development of another 4-H project. They should be mounted on poster board or photo mount no less than 11" x 14" and no larger than 16" x 20" with the 4-H project title and the 4-H member's name in the front lower right-hand corner.

Portfolio Class Rules:

A. See the Kansas 4-H website Photography page and state fair page for more information and resources.

B. An information sheet (available online or at the Extension Office) must accompany each photo giving brand name and model of camera used to create the photo and setting for focal length, aperture, mode and shutter speed.

C. A member may enter only one portfolio each year.

Portfolio Classes:

*2725 - Growth Portfolio - *Member is eligible for this class beginning with the third year of enrollment in the photography project. Exhibit will consist of three to five photos. Each photo must have been created in a different year and must be labeled with the year taken and project enrollment year. Photos can be from any year of enrollment. Photos must be 8" x 10" and may be color or black and white and must be unmounted. Information sheet must include skill set used to create the photo and main goal for each year. Beginning with the second photo, member description of GROWTH in project skill must also be included. Exhibit will consist of photos arranged in chronological order of enrollment, information sheet on each photo, and all information listed above. A portfolio book will be required.*

*2726 - Career Portfolio - *Members must have been enrolled in Photography project for 5 years or more OR must be at least 15 years old and have been enrolled in the project for at least 2 years. Exhibit will consist of ten 8" x 10" photos showing skill development in one of the following photography areas: Portraiture, Special Effects (not done with computer), Landscape, Photojournalism, Black and White, Nature/Wildlife, or Graphic Design (computer skills with photos). Photos may have been created over multiple project years. Photos may be color except if Black and White option is chosen and must be unmounted. A one-page summary should accompany the portfolio listing the goal for pursuing this area of photography and what skills were learned while doing so. Mentors should be acknowledged. Career exploration can also be described. Exhibit will be presented in a notebook designed for portfolio review with pages for required information listed above.*

Judging Time: Wednesday - 8:00 a.m.

Division Rules:

- A. Be sure to read the general rules, livestock rules, and livestock health rules at the front of this book.
- B. Members may not enter more than twelve pens of poultry. Not more than four pens may be entered in any one class.
- C. The Kansas Poultry Disease Act requires that all chickens and turkeys going to public exhibit show proof of freedom from pullorum-typhoid diseases. *2023 is not a designated testing year for Geary County. In designated testing years, further details on poultry testing will be provided to poultry members.*
- D. Any poultry shown at the fair must have been owned and in the possession of the 4-H member before June 1 of the current year.
- E. Members will be responsible for cleaning pens for their poultry during the fair and before taking poultry home. If not cleaned the member will forfeit any premium money earned at the fair. Check with adult superintendent of the division for clearance on completion of clean up.
- F. Use Livestock Entry Cards for all classes in the Poultry Division. All Livestock Entry Cards must be turned in to the Fair Office by 2:00 p.m. Tuesday.
- G. Judging of classes 2800-2830 will be done primarily on the basis of exhibition qualities as described in "The American Standard of Perfection". Disqualification will bar competition in these classes. Judging of classes 2840-2844 will be done on the basis of production qualities only.
- H. Class Champion and Class Reserve Champion may be chosen from pigeons, bantams, standard birds, waterfowl, and other poultry. These Champions and Reserve Champions will then compete for Division Champion and Reserve Champion.

Pigeon Classes:

- 2800 - Pigeon - Old Cock (hatched in previous calendar year)
- 2801 - Pigeon - Old Hen (hatched in previous calendar year)
- 2802 - Pigeon - Young Cock (hatched in this calendar year)
- 2803 - Pigeon - Young Hen (hatched in this calendar year)

Bantam Classes:

- *2810 - Pullet
- *2811 - Hen
- *2812 - Cockeral
- *2813 - Rooster

Standard Bird Classes:

- *2814 - Pullet
- *2815 - Hen
- *2816 - Cockeral
- *2817 - Rooster

Waterfowl Classes:

- *2820 - Ducks, all breeds; 1 bird of either sex
- *2821 - Geese, all breeds; 1 bird of either sex

Other Poultry Classes:

- *2830 - Turkeys, all breeds; 1 bird of either sex
- 2831 - Pheasants, all breeds; 1 bird of either sex
- 2832 - Guineas, all breeds; 1 bird of either sex
- 2833 - Other Poultry; 1 bird of either sex

Pen of 3 Classes:

- *2840 - Production Pullets - Pen of 3 Standardbred, crossbred, or strain cross pullets to be judged on egg production qualities
- *2841 - Production Hens - Pen of 3 Standardbred, crossbred, or strain cross hens to be judged on egg production qualities
- *2842 - Dual Purpose Pullets - Pen of 3 such as Rhode Island Reds, New Hampshire, Plymouth Rocks, etc.
- *2843 - Dual Purpose Hens - Pen of 3 such as Rhode Island Reds, New Hampshire, Plymouth Rocks, etc.
- 2844 - Meat-type Chickens - Pen of 3 Standardbred, crossbred, or strain cross birds of the same sex to be judged on meat production qualities only

Showmanship Rules:

- A. Member must show their own animal.
- B. Judge may designate a Poultry Showmanship Champion and Reserve Champion from Class Champions and Reserve Champions in classes 2850-2852.

Showmanship Classes:

- 2850 - Poultry Showmanship (14 & older)
- 2851 - Poultry Showmanship (10 to 13-year old)
- 2852 - Poultry Showmanship (7 to 9-year old)

Judging Time: Wednesday - 8:30 a.m.

Division Rules:

A. Members may not enter more than twelve rabbits. Meat Pen will count as one rabbit and members may only exhibit one meat pen.

B. Any rabbit shown at the fair must have been owned and in the possession of the 4-H member before June 1 of the current year.

C. Each rabbit is to be legibly and permanently tattooed in its left ear for identification.

D. Age definitions:

1. PRE-JUNIOR (under 3 months) classes only available in the following breeds: Argente Braun, Beveren, Blanc de Hotot, Californian, Champagne D' Argent, Checkered Giant, American Chinchilla, Giant Chinchilla, Cinnamon, Creme D' Argent, New Zealand, and Palomino.
2. JUNIOR (under 6 months)
3. INTERMEDIATE (6-8 months) classes only available in the following breeds: American, Giant Angora, Argente Braun, Beveren, Blanc de Hotot, Californian, Champagne D' Argent, Checkered Giant, American Chinchilla, Giant Chinchilla, Cinnamon, Crème D' Argent, Flemish Giant, English Lop, French Lop, New Zealand, Palomino, Satin, and Silver Fox.
4. SENIOR (six months of age or over for breeds other than those listed as having Intermediate classes, eight months of age or over for breeds having Intermediate classes)

E. All rabbits will be divided into classes by ages and judged according to their breed standard as listed in the ARBA "Standard of Perfection". Only breeds recognized by ARBA may be shown, no mixed breed rabbits will be allowed.

F. Each breed will be given a Best in Breed if the judge deems the entries worthy. Division Champion and Division Reserve Champion will be chosen from the rabbits deemed Best in Breed.

Rabbit Classes:

- *2900 - Senior Doe - eight months of age and over for breeds with Intermediate classes, six months and over for all other breeds
- *2901 - Intermediate Doe - only breeds listed previously with Intermediate classes
- *2902 - Junior Doe - under six months of age
- *2903 - Pre-junior Doe - only breeds listed previously with Pre-junior classes
- *2904 - Senior Buck - eight months of age and over for breeds with Intermediate classes, six months and over for all other breeds
- *2905 - Intermediate Buck - only breeds listed previously with Intermediate classes
- *2906 - Junior Buck - under six months of age
- *2907 - Pre-junior Buck - only breeds listed previously with Pre-junior classes
- *2930 - Meat pen: 3 rabbits all one recognized breed and variety (broken varieties must be same color)
Minimum weight 3½ lbs. each, maximum weight 5½ lbs. each, and not over 70 days of age. Will be judged on their meat qualities, condition, uniformity, and fur.

Fur Rules:

A. Fur entries must be made from rabbits that are entered in the regular breed classes 2900-2907.

Fur Classes:

- *2950 - White Normal Fur
- *2951 - White Satin Fur
- *2952 - White Rex Fur
- *2953 - White Wool
- *2954 - Colored Normal Fur
- *2955 - Colored Satin Fur
- *2956 - Colored Rex Fur
- *2957 - Colored Wool

Showmanship Rules:

A. Members must show their own animal.

B. Showmanship age is member's age as of January 1 of the current year.

C. Judge may designate a Rabbit Showmanship Champion and Reserve Champion from Class Champions and Reserve Champions in classes 2960-2962.

Showmanship Classes:

- *2960 - Rabbit Showmanship (14 & older)
- *2961 - Rabbit Showmanship (10 to 13-year old)
- *2962 - Rabbit Showmanship (7 to 9-year old)

Judging Time: Tuesday - 10:00 a.m.
(Conference Method optional)

Division Rules:

- A. May be poster, notebook or free-standing display. See display and poster guidelines on Pages 16-17 and copyright/trademark guidelines in letter M. on Page 10.
- B. Use your imagination in preparing the exhibit.
- C. Label everything in exhibit for identification purposes.
- D. Meeting with the judge for conference-style judging is optional. Sign-up instructions will be provided to you ahead of the fair if you would like to conference with the judge.
- E. The Reading Division Champion and Reserve Champion may be designated by the judge from all entries.

Class:

3000 - Reading project exhibit

Judging Time: Thursday - 10:00 a.m.

Contest Rules:

- A. The top two individuals in Beef, Dairy, Goat, Horse, Sheep, and Swine Showmanship will participate in this contest to determine the Champion and Reserve Champion Showmanship competitors. Third through fifth place showman will be designated in each species as alternates to participate as needed.
- B. Those selected grand or reserve champion showman must provide an animal of that species for round robin showmanship or forfeit the opportunity to participate.
- C. Those who are selected in more than one species will represent in the first species in which they qualify.
- D. See Beef, Dairy, Goat, Horse, Sheep, and Swine divisions for qualifying procedures.
- E. Overall Grand Champion showman name and year will be engraved on a plaque sponsored by Agri Trails Coop that will be kept in the trophy case at the 4-H/ Senior Citizens Center.

Class:

3200 - Round Robin Showmanship

Market Lamb Weigh-in: Monday - 4:00-6:00 p.m.
Judging Time: Monday - 7:00 p.m.

Division Rules:

- A. Be sure to read the general rules, livestock rules, livestock health rules, and auction guidelines at the front of this book.
- B. The use of artificial coloring, except on hooves, is prohibited.

Breeding Sheep Rules:

- A. Entry forms for Breeding Sheep are due to the Extension Office on Monday, July 17th by 5:00 p.m.
- B. Members may exhibit two breeding ewes per class, not to exceed five breeding ewes in total.
- C. Each breed will show separately.
- D. Breeding Sheep Division Champion and Reserve Champion may be designated by the judge from Champions and Reserve Champions in each breed.

Breeding Sheep Classes:

- 3300A - Spring Breeding Ewe Lamb
- 3300B - Fall Breeding Ewe Lamb
- 3301 - Yearling Ewe
- 3302 - Aged Ewe
- Division Champion Breeding Sheep Class

Market Lamb Rules:

- A. ALL MARKET LAMBS MUST WEIGH AT LEAST 100 POUNDS AT FAIR WEIGH-IN TO SELL AT THE FAIR AND TO SHOW FOR CHAMPION.
- B. Each exhibitor may exhibit two market lambs per breed, not to exceed five market lambs in total.
- C. All market lambs must be tagged by *May 19*.
- D. All market lambs will be slick shorn (no more than .2-inch wool) prior to arrival.
- E. Weight breaks and classes to be used will be determined following fair weigh-in. Additional classes will be added as needed separated on weight breaks. Must have three lambs of one breed to create a purebred class.
- F. Market Lamb Champion and Reserve Champion may be designated by the judge from Breed Champions and Reserve Champions in Purebred Market Lamb Classes (if added), All Other Purebred Market Lamb Class, and Crossbred Market Lamb Class.

Market Lamb Classes:

- 3303 - Lightweight Market Lamb Class (all market lambs not meeting the weight requirement of 100 pounds will show in this class, regardless of breed)
- 3304 - Purebred Class (To be named if needed)
- 3305 - Purebred Class (To be named if needed)
- 3306 - Purebred Class (To be named if needed)
- 3307 - All Other Purebred Class
- 3308 - Crossbred Class
- 3309 - Crossbred Class
- 3310 - Crossbred Class
- 3311 - Crossbred Class
- 3312 - Crossbred Class
- Champion Crossbred Market Lamb Class
- Division Champion Market Lamb Class

Sheep Showmanship Rules:

- A. 4-H member must show their own animal.
- B. Class Champions and Reserve Champions from classes 3320-3322 will compete to determine Sheep Showmanship Champion and Reserve Champion who will move on to the Round Robin Contest. Showmanship ribbons will be awarded.

Sheep Showmanship Classes:

- 3320 - Showmanship (14 & older)
- 3321 - Showmanship (10 to 13-year old)
- 3322 - Showmanship (7 to 9-year old)
- Champion Sheep Showmanship Class

Rate of Gain Contest Rules:

- A. Open to any 4-H member enrolled in the market lamb project who is a member of a Geary County Community 4-H Club.
- B. Lamb must be weighed at official county weigh-in (beginning weight) and at the fair weigh-in (ending weight).
- C. Lambs must be exhibited at the fair to be eligible.
- D. Winner will be announced during the sheep show.
- E. Name, ADG, and year will be engraved on a plaque kept in the trophy case at the 4-H Building.

Judging Time: Monday - 6:45 p.m.

Division Rules:

- A. Entries in this class will be limited to those 4-H members enrolled in either the clothing project or the sheep project.
- B. The object of this class is to present sheep in the most attractive manner, to improve the image of the sheep show and to give spectators the opportunity to view well-groomed lambs being shown in halter by attractively dressed 4-H members wearing wool clothing.
- C. Sheep shown in this class must be owned by the 4-H member or a fellow 4-H member, must be entered in the Sheep Division, and must be conditioned, fitted and trained at halter.
- D. Entrants must furnish their own clothing or costume. Each outer garment piece must be made of 80% wool, exclusive of accessories, shirts or blouses. Entrants should select clothing or costume which will be attractive and enhance the class. Wool outfits may be ready made or constructed garments.
- E. A short resume of background and activities of the contestant and a description of the contestant's costume should be turned in with pre-entry by deadline.
- F. Basis of judging will include the following:
 - 1. Attractiveness, costume, poise, artistry and originality of decoration.....60%
 - 2. Control & presentation of the lamb.....40%
- G. Division Champion and Reserve Champion may be designated by the judge from all entries.

Classes:

- 3400 - Shepherd (14 and older)
- 3401 - Shepherd (7 to 13-year old)
- Division Champion Shepherd Class

Judging Time: Tuesday - 10:00 a.m.
(Conference Method optional)

Division Rules:

- A. Exhibits in this division are open to educational displays, promotional posters, and notebooks. See poster and display guidelines on Pages 16-17 and copyright/trademark guidelines in letter M. on Page 10.
- B. Meeting with the judge for conference-style judging is optional. Sign-up instructions will be provided to you ahead of the fair if you would like to conference with the judge.
- C. Exhibitors must comply with State and Federal laws and fair management policies. No “live” ammunition containing propellant or explosive powders may be used in any exhibit. An inert substitution must be used in place of powder and “live” ammunition. The substitution must be clearly described on the back of the poster or display or in the notebook.
- D. Exhibits will not be accepted if they are related to reloads.
- E. Name, county, age, and year in project should be on the front of the exhibit.
- F. The Shooting Sports Division Champion and Reserve Champion may be designated by the judge from all entries.

Classes:

- *3800 - Educational Display - must be directly related to the 4-H Shooting Sports Project (standard tri-fold boards only, no larger than 4' wide x 3' tall)
- *3801 - Promotional Poster - must promote 4-H Shooting Sports (flat poster no larger than 22" x 30")
- *3802 - Notebook (standard size 3-ring binder, no larger than 8½ x 11") – contents pertain to some phase, results, story, or information about 4-H Shooting Sports

Judging Time: Tuesday - 10:00 a.m.
(Conference Method)

Ag Mechanics Rules:

- A. STEM Division – Ag Mechanics Champion and Reserve Champion may be designated by the judge from Class Champions and Reserve Class Champions.
- B. All exhibits must have been completed during the current 4-H year.
- C. Each member may enter two exhibits per class.
- D. Large exhibits such as trailers will be displayed outside.
- E. Wheeled exhibits must utilize a braking mechanism which prevents the exhibit from freely rolling while on display. Exhibitors are responsible for providing sufficient braking or “chocks” for trailer exhibits to ensure that the exhibit does not move once positioned. If using a wheel “chocking” mechanism, the two individual blocks should be connected together as a pair of “chocks” so they do not become separated. At least one pair of “chocks” should be placed on each side of the trailer to prevent movement.
- F. For trailer exhibits, the tongue of the trailer should have a locking mechanism (ex. padlock) to prevent the trailer from being moved by unauthorized individuals while being displayed. A key for the locking mechanism should be left with the superintendent and labeled with the exhibitor’s name and phone number.
- G. Each exhibit must be free-standing or sufficiently supported by an exhibitor supplied support system that is moveable and is part of the total dimensions and weight of the exhibit. Exhibit *display* boards should have a portable and moveable base *and components should be firmly affixed to the board*. No exhibits may be staked to the ground for display. Exhibits may not be bound, affixed, or attached to buildings or trees.
- H. Top heavy items should be braced or placed in a stand sufficient to prevent it from toppling over while on display.
- I. Painting or spot painting is not allowed on projects after arrival on fairgrounds. If wet paint is detected by judge or superintendent, one ribbon placing will be deducted.
- J. Repair projects having adequate original finish need not be repainted.
- K. Cutting surfaces, such as blades or knives, are to have a protective covering over them to prevent injury. The covering should be easily removed for judging and reinstalled. Foam “pool noodles” and multiple layers of cardboard are acceptable.
- L. Display cases for small exhibits are acceptable, and must be easily opened so the item can be removed and examined as part of judging.
- M. Exhibits that include weaponry of any kind will be disqualified. Weaponry is defined as any instrument, possession, or creation, physical and/or electrical that is intended to be used to inflict damage and/or harm to individuals, animal life, and/or property.

N. If the exhibit is powered by flammable liquids (gas, propane, kerosene, etc.), the fuel tank and lines should be drained and allowed to dry, to avoid spills and potential fires.

O. Electric powered exhibits (battery, corded, solar, or alternative energy) should have a primary shutoff or disconnect switch.

P. If a safety violation is noted by the judge, superintendent, or staff, the exhibit will receive a deduction in ribbon placement or a participation ribbon at the judge's discretion.

Q. The exhibitor's name and county must be tagged or labeled in a prominent location on the display.

R. Each exhibit, *except for display boards*, must include the "4-H STEM Ag Mechanics Exhibit Information Form" for the current year. This form must be attached to the outside of a 10" x 13" manila envelope. Envelope should include bill of materials for the project with associated costs, scrap items used may be listed as having a \$0 cost; 1 to 5 pages of photos showing work on the exhibit, preferably from a beginning state to final or completed state; if appropriate, schematics or working drawings relating to the creation or repair, this is not required for display boards; if appropriate, operating instructions. Do not tie the envelope to the exhibit. Entry of a packet without an accompanying exhibit is not sufficient.

Ag Mechanics Classes:

- *3100 - Welding Display Board – a 3' x 3' display board with different pieces of metal attached, illustrating different types of welds, each weld being labeled – only open to participants with 1 to 3 years' experience
- *3101 - Welding Ag Repair – repair of ag equipment with welding
- *3102 - Welding Ag Fabrication – creation of new ag equipment with welding
- *3103 - Welding General Repair – repair of non-ag equipment with welding
- *3104 - Welding General Fabrication – Creation of non-ag equipment with welding
- *3105 - Welding Artistic Fabrication – creation of artistic or interpretive pieces with welding
- *3106 - Brazing repair
- *3107 - Brazing fabrication
- *3108 - Smithing Display Board – a 3' x 3' display board with different pieces of forged metal attached illustrating different forms, each form being labeled – only open to participants with 1 to 3 years' experience
- *3109 - Smithing – for participants with 1 to 3 years' experience – a design forged with at least one formed element (twists or spirals for example)
- *3110 - Smithing – for participants with 4 to 6 years' experience – a design forged with at least two different formed elements (twists and spirals for example)
- *3111 - Smithing – for participants with 7 to 9 years' experience – a design forged with at least three different formed elements (twists, spirals, and bulbs for example)
- *3112 - Smithing – for participants with 10 or more years' experience – a design forged with at least four different elements (twists, spirals, and bulbs for example)

Time: Tuesday - 10:00 a.m.
(Conference Method)

Architectural Block Construction Rules:

A. STEM Division – Architectural Block Construction Champion and Reserve Champion may be designated by the judge from Class Champions and Reserve Class Champions.

B. *Up to four exhibits may be selected to advance to the Kansas State Fair.

C. All exhibits must have been completed during the current 4-H year.

D. Each member may enter two exhibits per class.

E. Kits, non-diorama displays, and artistic designs *such as recreations of paintings or sculptures* should be entered in the Building Creations category under the Miscellaneous Division.

F. Total exhibit dimensions may not exceed 2 feet high, by 2 feet wide, by 2 feet deep. *Minimum exhibit dimensions must be at least 6 inches wide and deep.*

G. All exhibits should be placed in a sturdy see-through enclosure with a top, bottom, and 4 sides. This is to make sure all exhibit components stay with the exhibit. A clear tub turned upside down with the exhibit placed on the lid would be an acceptable enclosure. *It may be desirable to place a cutting board or other hard surface between the lid and base plate of the exhibit to make it sturdy. The outer dimensions of the enclosure do not count towards the total exhibit dimensions but should not be excessive.*

H. The primary building component should be interlocking blocks, commonly referred to by the brand name Lego®. Other components can be integrated into dioramas to illustrate architectural aspects that may be difficult to convey with traditional interlocking blocks, for example marbles for small round objects. All components used in construction should be dust free, clean, and free of chips, scuffs or cracks.

I. The use of existing "store bought" sets for major elements of the display is not allowed. Use of figurines from sets is allowed as are using individual bricks to create something different than the set it came from.

J. *Dioramas should be suitably complex and have multiple elements, such as camp site that has log cabin, tree fort, and car.*

K. *All dioramas should have a story, which is part of the information pack, that describes what is happening in the diorama; this can be as simple or as complex as needed to explain what is happening to someone looking at the exhibit.*

L. Gaps or cracks should not be visible between assembled blocks *unless they fit with the story, for example an earthquake.*

M. Vehicles that are intended to stay in a single place should be affixed to base plates with sticky tack, hot glue, or other method.

N. Mechanical enhancements or motion elements that add motion to the diorama are acceptable and encouraged. For example, merry-go-rounds, doors, elevators, gears, marbles going down a channel, flapping wings, animatronics, etc. If included, judge should be able to use them *and instructions should be provided for operation*.

O. The exhibitor's name and county must be tagged or labeled in a prominent location on the display and on the display case.

P. Each exhibitor is required to complete the "4-H STEM Architectural Block Construction Exhibit Information Form" for the current year. This form must be attached to the outside of a 10" x 13" manila envelope. Envelope should include 1 to 5 pages of photos showing work on the exhibit (preferably from a beginning state to final or completed state) and, if appropriate, operating instructions for mechanical portions of the diorama. Do not tie the envelope to the exhibit. Entry of packet without an accompanying exhibit is not sufficient.

Architectural Block Construction Classes:

- 3120 - Junior Diorama (ages 7-8)
- *3121 - Intermediate Diorama (ages 9-13)
- *3122 - Senior Diorama (ages 14 and older)

Time: Tuesday - 10:00 a.m.
(Conference Method)

Astronomy Rules:

- A. STEM Division – Astronomy Champion and Reserve Champion may be designated by the judge from Class Champions and Reserve Class Champions.
- B. All exhibits must have been completed during the current 4-H year.
- C. Each member may enter two exhibits per class.
- D. Telescopes entered may be built from a kit or by original design. Pre-finished telescopes which require no construction or painting are not acceptable exhibits.
- E. Telescopes are limited to no more than six feet in length. They must be placed on a stationary stand that does not allow the telescope to roll and/or fall over. The stand cannot extend past two feet in length or width.
- F. Each exhibit must include a "4-H Astronomy Exhibit Information Form" for the current year. The form must be attached to the outside of a 10" x 13" manila envelope. Do not tie the envelope to the exhibit. Inside the envelope include: construction plans of the telescope; two photographs showing telescope construction and operation mounted on one side of an 8½" x 11" page, a brief caption should accompany each photograph.
- G. The telescope must be properly assembled and painted with a smooth and uniform finish. Decals, if used, should be attached smooth and tight.
- H. Telescopes designed by the exhibitor must be original, not a modification of an existing kit.
- I. Exhibitor's name, county, age, and years in project must be tagged or labeled in a prominent location on the telescope.

Astronomy Classes:

- *3130 - Telescope made from a kit
- *3131 - Telescope made from original design

Computers Rules:

A. STEM Division – Computers Champion and Reserve Champion may be designated by the judge from Class Champions and Reserve Class Champions.

B. All exhibits must have been completed during the current 4-H year.

C. Each member may enter two exhibits per class.

D. Each exhibit must accomplish a specific automated task using a computer, a chip system, URL, or virtual machine (VM).

E. All exhibits must either be self-contained on a USB drive (this means that a judge can plug the USB drive into a computer and be able to run the exhibit) or be a Chip system (a compact, less than 8" x 8" x 8", System-On-A-Chip or Micro-Controller which can be programmed and requires minimal assembly to operate). Physical computers will not be accepted as an exhibit.

F. Chip systems may use or include GPIO bread boards or Hardware Attached on Top the size of which is not included in the size of the chip system, however the total size of the chip system and GPIO devices may not exceed 24" x 24" x 24" including any protective enclosures. Any attached GPIO devices are not judged for electrical construction or quality as this division is focused on the operational aspects of the systems. All electric components must be adequately covered or concealed with a protective enclosure. Paper is not considered an adequate enclosure or covering for the electrical components.

G. The following items are required as part of the exhibit packet (do not tie envelope to the exhibit)

1. Computer Exhibit Form for the current year which is attached to the outside of a 10" x 13" envelope
2. a USB drive labeled with the exhibitor's name, county, and club in a way that does not prevent it from being plugged into a computer
3. at least one graphic (picture, screen shot, slide, etc.) of the project printed on an 8½" x 11" sheet of paper and placed in a plastic sheet protector to allow for proper display, *this graphic should be included on the USB drive and given the name "display graphic"* (write on the back-exhibitor's name, county, and club)
4. instructions to run any part of the exhibit on the USB drive

H. Each exhibit must be accompanied by a "4-H Engineer's Journal". The engineer's journal should be typed. It can either be included electronically on the USB drive (preferred) or printed and placed in the envelope. An example of a "4-H Engineer's Journal" can be found at www.STEM4KS.com. Failure to include a "4-H Engineer's Journal" will result in the exhibit being disqualified.

I. If the exhibit is a program, application, app, web site, or requires any coding, the source code must be included on the USB drive. Failure to include a copy of the source code may result in up to one ribbon placing deduction.

J. Diagrams or decision trees showing the logical flow of the system must be included on the USB drive for all exhibits.

K. A set of instructions must be provided to run the computer system/application. Instructions should be written as though you were helping a less techy person use the USB drive. An example of instructions can be found at the website listed above.

L. For judging, bring a computer that will run the project. Internet connectivity will be provided. Internet based content may be included in exhibits. Exhibitors should take great care and only go on-line with their guardian's permission.

M. Kansas 4-H STEM has made available Linux Virtual Machines (VMs) that can be downloaded and used to create projects on such as web servers, networking, and many other projects. For more information visit www.STEM4KS.com. Use of VMs in projects is not required.

N. All licensing should be adhered to for any software used in the exhibit. Failure to do so will result in reduction of one ribbon placing.

O. The creation of viruses, malware, malicious applications or code, defamatory language or graphics, bullying, or any material that is mean, dangerous, or harmful according to judge's opinion will result in the exhibit being disqualified.

P. Exhibitor's name, county, age, and years in project must be tagged or labeled in a prominent location on the exhibit.

Q. Judging will be based on

1. 4-H Engineers Journal	50%
2. Instructions	25%
3. Functionality	12%
4. Diagrams (and code if applicable)	13%

Computers Classes:

*3140 - Computer program, application, app, script, or coded system that is new and unique (not merely a file run in a program, such as a 'word document' or a picture drawn in 'Microsoft Paint')

*3141 - Computer presentation (power point, web page/site, animated graphics, etc.)

*3142 - Single computer system (web server, database server, etc.) represented as a virtual machine

*3143 - Networked system consisting of two or more virtual machines

*3144 - Chip system (a small programmed physical device that accomplishes a specific task)

Robotics Rules:

A. STEM Division – Robotics Champion and Reserve Champion may be designated by the judge from Class Champions and Reserve Class Champions.

B. All exhibits must have been completed during the current 4-H year.

C. Each member may enter two exhibits per class.

D. Each robot must be free-standing, without the need for additional supports in order to be moved or exhibited. Each exhibit must include a robot; information packets are not sufficient.

E. Robots must have automated articulated structures (arms, wheels, grippers, etc.). Game consoles that display on a screen are not considered robots and should either be entered in computer systems classes or energy management division. Robots requiring no assembly, just programming, such as Ozobots, are considered computer systems projects as the skill is focused on programming.

F. Robot dimensions should not exceed 2 feet high, by 2 feet wide, by 2 feet deep. Weight may not exceed 15 pounds. If displayed in a case (not required), the outside case dimensions may not be more than 26" in height, width, or depth.

G. All electric components of the robot must be adequately covered or concealed with a protective enclosure. Paper is NOT considered an adequate enclosure or covering for electrical components.

H. Robots may be powered by an electrical, battery, water, air, or solar source only. Junk drawer robots may be powered by a non-traditional power source. Robots powered by fossil fuels/flammable liquids will be disqualified.

I. Remote controlled robots are allowed under certain conditions provided that the robot is not drivable. Robotic arms (hydraulic or electric) are allowed. A remote is allowed provided more than a single action happens when a single button is pressed on the remote, for example "a motor spins for 3 seconds, at which point an actuator is triggered, then the motor spins for 3 more seconds". Remote controlled cars, boats, planes, and/or action figures, etc. are not allowed.

J. Robots that include weaponry of any kind will be disqualified. Weaponry is defined as any instrument, possession or creation, physical and/or electrical that could be used to inflict damage and/or harm to individuals, animal life, and/or property.

K. Each robot must be in operable working condition. The judges will operate each robot to evaluate its workmanship and its ability to complete tasks as determined by the exhibitor.

L. Each exhibitor is required to complete the "4-H STEM Robotics Exhibit Information Form" for the current year. This form must be attached to the outside of a 10" x 13" manila envelope.

M. The exhibit must include written instructions for operation, construction plans and one to three pages of project photographs. In addition, include a 5-minute video presentation placed on a CD, DVD, USB drive or similar storage device. For robots that can be programmed, robot programming information must be included. This information should be placed inside the 10" x 13" manila envelope. Robot programming information can be, but is not limited to, source code, block diagrams, screen captures of the coding window, and other images that show the programming logic used.

N. Creativity, workmanship, and functionality will be strong criteria in judging the "Robot designed by Exhibitor" classes. All robots should have a purpose or intended function, examples include, but are not limited to: following a line, sweeping the floor, solving a Rubix Cube, sorting colors, or climbing stairs.

O. Exhibitor's name and county must be tagged or labeled in a prominent location on the robot.

Robotics Classes:

*3150 - Robot made from a commercial (purchased) kit (no programming, just assembly)

*3151 - Robot designed and constructed by exhibitor - the robot must not be a mere modification of an existing robot kit or plan

*3152 - Programmable robot made from a commercial (purchased) kit

*3153 - Robot designed and constructed by exhibitor or from a commercial kit that is operable by a remote-controlled device

*3154 - Junk Drawer Robotics-based curriculum robot

*3155 - Robot designed and constructed by 2 or more 4-H members - The robot must not be a mere modification of an existing robot kit or plan. The robot may be a programmable type that is made from a commercial (purchased) kit. This class is designed to encourage teamwork and cooperation among fellow 4-H members. As with many high-tech projects today, no one person designs and builds a robot alone. It takes the brainstorming, planning, problem solving, and cooperation of an entire team to complete a given robotics project.

Rocketry Rules:

A. STEM Division – Rocketry Champion and Reserve Champion may be designated by the judge from Class Champions and Reserve Class Champions.

B. All exhibits must have been completed during the current 4-H year.

C. Each member may enter two exhibits per class.

D. If a rocketry exhibit qualifies for the Kansas State Fair, exhibitors should read the state fair rules as they may be different from those at the county fair.

E. All exhibits must comply with the NAR Model Rocket Safety Code, which can be found at <http://www.nar.org> or obtained from the Extension Office.

F. Exhibitors are to complete and sign the “4-H STEM Rocket Exhibit Information Form” for the current year and attach it to a 10” x 13” manila envelope. This envelope should not be attached to the rocket stand or rocket. The envelope should contain instructions on how to construct the rocket, up to 5 pages of pictures from both construction and launch, documentation of any flight damage that occurred, any modifications made to the rocket, and an additional page for altitude calculations if the space on the form is not enough. For original design rockets, include documentation of how the rocket was tested for stability and up to 5 additional pages of photos.

G. Rockets are to be displayed upright on a display stand with a sturdy rod that does not extend past the top of the rocket or stand unassisted, unless the rocket is taller than 4 feet in which case no display stand is required and the rocket may be displayed on its side. Rockets are not to be displayed on launch pads.

H. Rockets are not to be displayed with used or unused rocket engines either in the rocket or as part of the stand. If rocket engines are included in the exhibit the judge may disqualify the exhibit.

I. Rockets should be flown, unless there is an active burn ban in the county or conditions are too dangerous to safely launch the rocket. Just flying the last stage (the part with the nose cone) of a multi-stage rocket is acceptable.

J. All rockets except those in class 3160 are not to be beginner kits or use prefabricated fin assemblies or pre-finished rockets requiring no painting. Use of these in classes besides 3160 will result in disqualification.

K. Angles of fins must fall within a plus or minus 2-degree variation using an approved fin alignment guide. An official fin alignment guide is available at www.STEM4KS.com.

L. The recovery system (typically a parachute or streamer) should be attached according to the instructions.

M. Exhibits must be uniformly painted and smoothly finished or finished as per rocket instructions. Decals, if used, should be applied smoothly.

N. Fins and body tubes, except beginner kit rockets, are to be filled and sealed with sanding sealer and/or primer or other suitable filler to eliminate the appearance of body grooves and wood grain. Fins and launch lugs are to be filleted to reduce drag and properly secured to the model. Engine mounts are to be securely attached to the body tube. Any seams on plastic parts are to be sanded smooth. The nose cone is to fit snugly but still allow for easy removal.

O. Models may not be judged based on their paint scheme (colors and placement on the rocket), except for rockets that fit the definition of a scale model (any model rocket that is a true scale model of an existing or historical guided missile, rocket vehicle, or space vehicle) and are entered in a scale model class. They may be judged on the paint scheme and the judge may deduct up to one ribbon placing for not following the paint scheme. Scale model rockets are to be finished and completed with greater than 70% of decals. Use of decals for all other rockets is optional. All other rockets may deviate from the suggested paint scheme, allowing the 4-H member to display maximum creativity in the finishing of their rocket. Under no circumstances is the weight given to the paint scheme to be sufficient enough, by itself, to move the non-scale model from one ribbon placing to another.

P. Original design rockets cannot be a modification of a pre-existing kit and must be of original design and designed by the exhibitor(s).

Q. Original design rockets must include detailed instructions, so that someone could construct the rocket just like a kit purchased at a store. Instructions can be as many pages as needed.

R. For a rocket entered in the original design classes, describe in the summary how the model was tested for stability prior to flying. Swing testing of the rocket is required (or the judge will deduct 2 ribbon placings). Other tests and calculations are encouraged. Must include at least one additional page of documentation of test(s) performed to insure stability. Provide as much detail as possible. Failure to provide adequate written documentation will result in disqualification.

S. For class 3112, mid and high-power rockets, exhibitors must be at least 14 years 4-H age. Rockets that use more than one ‘D’ engine or equivalent are considered mid or high-power rockets in 4-H. A high-power information form is to be completed and placed inside the information packet. Exhibitors in mid and high-power divisions must hold memberships in NAR or Tripoli organizations. The NAR High Power Rocket Safety Code applies to the construction and launching of all rockets displayed in these classes. All rockets in these classes are to be launched under adult supervision by the exhibitor.

Rocketry Classes:

- 3160 – Rocket made from beginner’s kit (may have pre-assembled fin units) (7 to 8-year old)
- *3161 - Rocket made from a kit (7 to 9-year old)
- *3162 - Scale Model Rocket made from a kit (7 to 9-year old)
- *3163 - Rocket made from a kit (10 to 13-year old)
- *3164 - Scale Model Rocket made from a kit (10 to 13-year old)
- *3165 - Rocket designed by exhibitor, not merely modification of an existing kit - include original plans (11 to 13-year old)

Rocketry Classes (continued):

- *3166 – Scale Model Rocket designed by exhibitor, not merely modification of an existing kit - include original plans and stability testing (11 to 13-year old)
- *3167 - Rocket made from a kit (14 and older)
- *3168 - Rocket designed by exhibitor, not merely modification of an existing kit - include original plans (14 and older)
- *3169 - Scale Model Rocket made from a kit (14 and older)
- *3170 - Scale Model Rocket designed by exhibitor, not merely modification of an existing kit - include original plans and stability testing (14 and older)
- *3171 - Rocket designed by 2 or more exhibitors, not merely modification of an existing kit rocket - include original plans (11 years and older)
- *3172 - Mid or high-power rocket made from kit or original design (14 and older)

Unmanned Aerial Systems Rules:

- A. STEM Division – Unmanned Aerial Systems (UAS) Champion and Reserve Champion may be designated by the judge from Class Champions and Reserve Class Champions.
- B. All exhibits must have been completed during the current 4-H year.
- C. Each member may enter two exhibits per class.
- D. The information that accompanies the UAS must be limited to the 4-H STEM Exhibit Information Form for the current year which is affixed to a 10” x 13” envelope. This envelope should NOT be attached to the UAS.
- E. If modifications are made to the exhibit, a page should be included in the envelope noting those modifications.
- F. Unmanned Aerial Systems that include or depict weaponry of any kind will be disqualified.
- G. Exhibitor’s name, county, age, and years in project must be tagged or labeled in a prominent location on the exhibit.

Unmanned Aerial Systems Classes:

- *3180 - Unmanned Aerial System designed and constructed by exhibitor that is operated by a remote-control device. The UAS must not be a mere modification of an existing kit or plan. You may not exhibit a UAS that is purchased off the shelf in this class.
- *3181 - Practical application of an Unmanned Aerial System constructed from a commercial (purchased) kit. This includes UAS, plus one or more of the following: video, notebook, poster, display board, etc. This class is separate from educational exhibits. A tangible use would be mapping Russian olive trees, eroded soils, and bindweed in fields, etc. There are also many non-agricultural UAS uses that would be appropriate for this class.

Educational Exhibit Rules:

- A. STEM Division – Educational Exhibits Champion and Reserve Champion may be designated by the judge from Class Champions and Reserve Class Champions.
- B. All exhibits must have been completed during the current 4-H year.
- C. Each member may enter two exhibits per class.
- D. Educational displays and posters should be creative and showcase something specific you have learned in the project during the current 4-H year. *Exhibits must show a clear and direct relationship to one of the STEM project areas: Ag Mechanics, Architectural Block Construction, Astronomy, Computers, Robotics, Rocketry, or UAS.* Value is placed on youth who can demonstrate how their skills have increased while completing the project. Exhibits must contain substantial supporting educational materials. See poster and display guidelines on Pages 16-17 and copyright/trademark guidelines in letter M. on Page 10.
- E. Exhibitor’s name, county, 4-H age, and years in project must be tagged or labeled in a prominent location on the exhibit. This must be on the back of displays and posters.
- F. Project notebooks must be organized in a 3-ring binder.
- G. Displays, Notebooks, and Posters do not need an Exhibit Information Form included.
- H. Sources of scientific information must be cited on the front of your exhibit, including all posters and educational display boards.
- I. Educational displays are not to exceed a standard commercial 3’ x 4’ tri-fold display board.
- J. Educational posters must be no larger than 20” x 30”.
- K. Any three-dimensional poster or display board exhibits may not be thicker than 2 inches.
- L. Exhibits that include or depict weaponry of any kind will be disqualified.
- M. Robotics team project notebooks should highlight information/roles of each team member, drawings, charts, photographs, goals and objectives of your robotics project, and all robotic competitions your team has competed in during the current 4-H year.
- N. If the computer notebook illustrates the creation, talks about, or shows the result of an app, application, executable, program, or other compiled/interpreted “source code”, a copy of the source code should be included.

Division Classes:

- *3190 - Astronomy educational display, notebook, or poster
- *3191 - Computers educational display, notebook, or poster
- *3192 - Robotics educational display, notebook, or poster
- *3193 - Robotics Team educational display, notebook, or poster
- *3194 - Rocketry educational display, notebook, or poster
- *3195 - Unmanned Aerial Systems educational display, notebook, or poster

Market Hog Weigh-in: Tuesday - 7:30-9:30 a.m.
Judging Time: Wednesday - 6:30 p.m.

Division Rules:

A. Be sure to read the general rules, livestock rules, livestock health rules, and auction guidelines at the front of this book.

Breeding Swine Rules:

- A. Entry forms for Breeding Swine are due to the Extension Office on Monday, July 17th by 5:00 p.m.
- B. Members may exhibit two breeding gilts per class, not to exceed five breeding gilts in total.
- C. Breeding gilts must have been born after January 1 of the current year.
- D. Breeding Swine Division Champion and Reserve Champion may be designated by the judge from Breed Champions and Reserve Champions in classes 3525-3529.

Breeding Swine Classes:

- 3525 – Purebred Gilt Class (to be named if needed)
3526 – Purebred Gilt Class (to be named if needed)
3527 – Purebred Gilt Class (to be named if needed)
3528 – Purebred Gilt Class (to be named if needed)
3529 – Commercial Gilt Class
- Division Champion Breeding Swine Class

Market Swine Rules:

- A. MARKET SWINE MUST WEIGH AT LEAST 220 POUNDS AT FAIR WEIGH-IN TO SELL AT THE FAIR AND TO SHOW FOR CHAMPION.
- B. Each member enrolled may exhibit two market barrows or market gilts per breed, not to exceed five market swine in total.
- C. All market swine must be tagged by *May 19*.
- D. Weight breaks and classes to be used will be determined following fair weigh-in. Additional classes will be added as needed separated on weight breaks. Must have three market swine of one breed to create a purebred class.
- E. Barrows must be physical castrates.
- F. Market Swine Champion and Reserve Champion may be designated by the judge from Breed Champions and Reserve Champions in Purebred Market Swine Classes (if added), All Other Purebred Market Swine Classes, and Crossbred Market Swine Class.

Market Swine Classes:

- 3500 - Lightweight Market Swine Class (all market swine not meeting the weight requirement of 220 pounds will show in this class, regardless of breed)
3501 - Purebred Class (To be named if needed)
3502 - Purebred Class (To be named if needed)
3503 - Purebred Class (To be named if needed)
3504 - All Other Purebred Class
3505 - Crossbred Class
3506 - Crossbred Class
3507 - Crossbred Class
3508 - Crossbred Class
3509 - Crossbred Class
3510 - Crossbred Class
3511 - Crossbred Class
- Champion Crossbred Market Swine Class
- Division Champion Market Swine Class

Swine Showmanship Rules:

- A. 4-H member must show their own animal.
- B. Class Champions and Reserve Champions from classes 3520-3522 will compete to determine Swine Showmanship Champion and Reserve Champion who will move on to the Round Robin Contest. Showmanship ribbons will be awarded.

Swine Showmanship Classes:

- 3520 - Swine Showmanship (14 & older)
3521 - Swine Showmanship (10 to 13-year old)
3522 - Swine Showmanship (7 to 9-year old)

Rate of Gain Contest Rules:

- A. Open to any 4-H member enrolled in the market swine project who is a member of a Geary County Community 4-H Club.
- B. Hog must be weighed at official county weigh-in (beginning weight) and at the fair weigh-in (ending weight).
- C. Hogs must be exhibited at the fair to be eligible.
- D. Winner will be announced during the swine show.
- E. Name, ADG, and year will be engraved on a plaque kept in the trophy case at the 4-H Building.

Judging Time: Tuesday - 8:30 a.m.
(Conference Method)

Division Rules:

- A. Junior age is 7-11 and Senior age is 12 and older.
- B. Members may exhibit a maximum of 8 entries.
- C. All exhibits which need to be hung must have a wire or saw tooth hanger attached (no string or tape) in order to be properly displayed. If necessary hardware is not attached, it may not be displayed.
- D. Multi-piece items should be marked accordingly.
- E. If a photo, sketch, or other idea source was used, submit it with your entry.
- F. Class Champion and Class Reserve Champion may be given in each class. Class Champions and Class Reserve Champions from each class will be judged for a Division Champion and Division Reserve Champion in both the Junior and Senior age groups.
- G. *One exhibit in each *category* (fine arts, clay and ceramics, leather and jewelry, three dimensional, and general crafts) may be selected to advance to state fair. State fair entries must be of original design created by the exhibitor. These exhibits will be judged and awarded ribbons. A member may only exhibit one visual arts item at the state fair.

Fine Art Classes:

Oil, chalk, charcoal, dyes, pastels, pencil, ink, acrylic, or watercolor on canvas, canvas board, paper, wood, metal, or textiles, framed as a picture, prepared for hanging. Stretched canvas art on a wooden frame is considered prepared for hanging provided the frame has a hanger.

- 100 - Jr. Fine Art
- 101 - Sr. Fine Art

Clay and Ceramics Classes:

Any original item made of clay; may be fired or unfired, hand formed, or thrown on a wheel. Self-hardening, fire/oven cured, and/or cornstarch clays are acceptable. Items can include, but are not limited to, clay statues, bowls, etc.

- 102 - Jr. Clay and Ceramics
- 103 - Sr. Clay and Ceramics

Leather and Jewelry Classes:

Any leather stamping, carving, tooling, lacing, or stitching piece or any jewelry piece made from any medium are acceptable exhibits.

- 104 - Jr. Leather and Jewelry
- 105 - Sr. Leather and Jewelry

Three Dimensional Classes:

The exhibit must be observable on at least three sides and should be either free-standing or prepared to be hung. Craft and pre-formed or assembled projects are not acceptable in these classes.

- 106 - Jr. Three Dimensional
- 107 - Sr. Three Dimensional

General Crafts Classes:

This category incorporates miscellaneous pieces that do not correspond to the four, above-mentioned categories.

- 108 - Jr. General Crafts
- 109 - Sr. General Crafts

Judging Time: Tuesday - 9:30 a.m.
(Conference Method optional)

Division Rules:

- A. Each member enrolled may have one entry in each class.
- B. Name, county, age and year in project should be in a prominent location on the exhibit.
- C. Care should be taken to select durable materials that will withstand Fair conditions.
- D. See poster and display guidelines on Pages 16-17 and copyright/trademark guidelines in letter M. on Page 10.
- E. Exhibitors must comply with State and Federal laws. It is illegal to possess threatened or endangered wildlife, or the feathers, nests or eggs of non-game birds. Game birds and game animals taken legally during an open season may be used. The use of live wild animals in educational exhibits is prohibited.
- F. Meeting with the judge for conference-style judging is optional. Sign-up instructions will be provided to you ahead of the fair if you would like to conference with the judge.
- G. The Wildlife Division Champion and Reserve Champion may be designated by the judge from Class Champions and Reserve Class Champions in classes 3600-3603.

Classes:

- *3600 - Wildlife Notebook - notebook contents should pertain to some phase, results, story or information about the wildlife project
- *3601 - Promotional Poster - must be related to something learned in the wildlife project (flat poster board or foam board no larger than 22" x 28")
- *3602 - Educational Display - must be directly related to the wildlife project (maximum tri-fold size is 3' x 4')
- *3603 - Taxidermy/Tanning Exhibit - should include an attachment that shows the work in progress through photos with captions, or a detailed journaling of the process

Judging Time: Tuesday - 1:00 p.m.
(Conference Method)

Division Rules:

- A. Members may enter four articles. These may be in any one class or in a combination of classes but must be in the phase in which they are enrolled.
- B. The plan from which the article was constructed must accompany the article exhibited. The plan may be a photocopy, the actual pattern, or a scale drawing and must be complete and accurate to the extent that a duplicate article could be built using the plan as a guide. Note: A set of step by step instructions is not a plan. Any project with missing or insufficient plans will be lowered one ribbon placing.
- C. Projects that have unsecured glass, i.e., glass shelves, glass top of a coffee table, etc. should be brought to the fair without the unsecured glass. Glass that is secured in the project, i.e., glass front of a gun case or cabinet, etc., is permissible since it cannot be easily removed.
- D. The entry card, plans and all other paperwork should be enclosed in a zip top plastic bag with a hole punched through it and tied or otherwise secured to the project in some manner. Tape is usually not adequate to accomplish this.
- E. Projects made from pre-cut kits are not allowed.

F. The use of materials other than wood should be kept to a minimum.

G. In judging woodwork articles, consideration will be given to:

1. Workmanship, including accuracy to the plan
2. Design
3. Choice of wood
4. Suitability and quality of finish
5. Usefulness

H. Refinished/repaired/repurposed furniture should be exhibited in Home Environment class 1800, Single Exhibit.

I. Firearms and weapons are not to be entered or exhibited in the 4-H department at the fair.

J. The Woodwork Division Champion and Reserve Champion may be designated by the judge from Class Champions and Reserve Class Champions in classes 3700-3740.

Beginning (7 to 8-year old) Classes:

- 3700 - Woodwork article for farm or shop use
- 3701 - Lawn furniture
- 3702 - Household furniture
- 3703 - Other

Intermediate (9 to 11-year old) Classes:

- *3710 - Woodwork article for farm or shop use
- *3711 - Lawn furniture
- *3712 - Household furniture
- *3713 - Other

Advanced (12 to 14-year old) Classes:

- *3720 - Woodwork article for farm or shop use
- *3721 - Lawn furniture
- *3722 - Household furniture
- *3723 - Other

Senior Advanced (15 and older) Classes:

- *3730 - Woodwork article for farm or shop use
- *3731 - Lawn furniture
- *3732 - Household furniture
- *3733 - Other

Educational Exhibit Rules:

- A. Open to all woodworking members.
- B. See poster and display guidelines on Pages 16-17 and copyright/trademark guidelines in letter M. on Page 10.

Education Exhibit Class:

- 3740 - Educational exhibit - poster, notebook, or display



2022 4-H Auction Buyers

5L Club Lambs	Holm Automotive Center
Agri Trails Coop	Hometown Insurance
Keith Ascher	Agency
Astra Bank	Intrust Bank
AVH Livestock	JB Pearl
Baskin Robbins	JC Harvesting
Bennington State Bank	JC Livestock
Black Diamond Family	Dr. Jimmy Jenkins
Farms	Jim Clark Chevrolet
GG Booth	KanEquip
Brown Brothers Farming	Kneibel Cattle Co.
Bruna Implement	John & Retta Kramer
Carlyon & Sons	Ronna Larson
Central Kansas Controls	Lyons Angus Ranch
Central National Bank	Manhattan Commission
Jeff & Sherri Childs	Co.
Clay Center Livestock	Midwest Seed Solutions
Ron & Elaine Dean Trust	Moonlite Trucking
Edward Jones – Lisa	Paws Inn
Deibler Miller & Noel	Pioneer Farm & Ranch
Park	PK Mechanical
Don & Marie Ann	PrairieLand Partners
Eickholt	Rawhide Portable Corrals
Lisa Eickholt	RE/MAX Signature
Farm Bureau Financial	Properties – Patty
Services – Matt	Maycroft
Machin	Rock Creek Ranch
First Choice Meats	Brad Roether
Flint Hills Ag Service	In Memory of Nellie
Roy Garrett	Smith
Geary Grain	Smoky Valley Seeds
Trish Giordano	Splash-N-Dash
Glessner Dirt Contracting	Richard Sutter
Gustafson Concrete	Ronnie Thomas Memorial
Harris Crop Insurance	Town & Country
Heldstab Construction	Veterinary Hospital
Herington Livestock	Valor Automotive